

INDEPENDENT AUDITORS' REPORT**TO THE MEMBERS OF SURYA VIDYUT LIMITED****Report on the Ind AS Financial Statements**

1. We have audited the accompanying Ind AS financial statements of **Surya Vidyut Limited** ("the Company"), which comprise the Balance Sheet as at March 31, 2017, the Statement of Profit and Loss (including Other Comprehensive Income), the Statement of Cash Flow and the Statement of Changes in Equity for the year then ended, and a summary of the significant accounting policies and other explanatory information (hereinafter referred to as "Ind AS financial statements").

Management's Responsibility for the Ind AS Financial Statements

2. The Company's Board of Directors is responsible for the matters stated in Section 134(5) of the Companies Act, 2013 ("the Act") with respect to the preparation of these Ind AS financial statements to give a true and fair view of the financial position, financial performance including other comprehensive income, cash flows and changes in equity of the Company in accordance with the accounting principles generally accepted in India, including the Indian Accounting Standards (Ind AS) specified under Section 133 of the Act, read with Rule 7 of the Companies (Accounts) Rules, 2014. This responsibility also includes maintenance of adequate accounting records in accordance with the provisions of the Act for safeguarding of the assets of the Company and for preventing and detecting frauds and other irregularities; selection and application of appropriate accounting policies; making judgments and estimates that are reasonable and prudent; and design, implementation and maintenance of adequate internal financial controls, that were operating effectively for ensuring the accuracy and completeness of the accounting records, relevant to the preparation and presentation of the Ind AS financial statements that give a true and fair view and are free from material misstatement, whether due to fraud or error.

Auditors' Responsibility

3. Our responsibility is to express an opinion on these Ind AS financial statements based on our audit.
4. We have taken into account the provisions of the Act and the Rules made thereunder including the accounting standards and matters which are required to be included in the audit report.
5. We conducted our audit in accordance with the Standards on Auditing specified under Section 143(10) of the Act and other applicable authoritative pronouncements issued by the Institute of Chartered Accountants of India. Those Standards and pronouncements require that we comply with ethical requirements and plan and perform the audit to obtain reasonable assurance about whether the Ind AS financial statements are free from material misstatement.
6. An audit involves performing procedures to obtain audit evidence about the amounts and the disclosures in the Ind AS financial statements. The procedures selected depend on the auditors' judgment, including the assessment of the risks of material misstatement of the Ind AS financial statements, whether due to fraud or error. In making those risk assessments, the auditor considers internal financial control relevant to the Company's preparation of the Ind AS financial statements that give a true and fair view, in order to design audit procedures that are appropriate in the circumstances. An audit also includes evaluating the appropriateness of the accounting policies used and the reasonableness of the accounting estimates made by the Company's Directors, as well as evaluating the overall presentation of the Ind AS financial statements.
7. We believe that the audit evidence we have obtained is sufficient and appropriate to provide a basis for our audit opinion on the Ind AS financial statements.

Opinion

8. In our opinion and to the best of our information and according to the explanations given to us, the aforesaid Ind AS financial statements give the information required by the Act in the manner so required and give a true and fair view in conformity with the accounting principles generally accepted in India including the Ind AS, of the state of affairs of the Company as at March 31, 2017, and its financial performance including other comprehensive income, its cash flows and changes in equity for the year ended on that date.

Other Matter

9. The financial information of the Company for the year ended March 31, 2016 and the transition date opening balance sheet as at April 1, 2015 included in these standalone IND AS financial statements, are based on the previously issued statutory financial statements for the years ended March 31, 2016 and March 31, 2015 prepared in accordance with the Companies (Accounting Standards) Rules, 2006 (as amended) which were audited by us, on which we expressed




an unmodified opinion dated May 16, 2016 and May 14, 2015 respectively. The adjustments to those financial statements for the differences in accounting principles adopted by the Company on transition to the IND AS have been audited by us. Our opinion is not qualified in respect of these matters.

Report on Other Legal and Regulatory Requirements

10. As required by the 'Companies (Auditor's Report) Order, 2016', issued by the Central Government of India in terms of sub-section (11) of section 143 of the Act (hereinafter referred to as the "Order"), and on the basis of such checks of the books and records of the Company as we considered appropriate and according to the information and explanations given to us, we give in the Annexure- A, a statement on the matters specified in paragraphs 3 and 4 of the Order.
11. As required by Section 143 (3) of the Act, we report that:
- (a) We have sought and obtained all the information and explanations which to the best of our knowledge and belief were necessary for the purposes of our audit.
- (b) In our opinion, proper books of account as required by law have been kept by the Company so far as it appears from our examination of those books.
- (c) The Balance Sheet, the Statement of Profit and Loss, the Statement of Cash Flow and Statement of Changes in Equity dealt with by this Report are in agreement with the books of account.
- (d) In our opinion, the aforesaid Ind AS financial statements comply with the Accounting Standards specified under Section 133 of the Act, read with Rule 7 of the Companies (Accounts) Rules, 2014.
- (e) On the basis of the written representations received from the directors as on March 31, 2017, taken on record by the Board of Directors, none of the directors is disqualified as on March 31, 2017 from being appointed as a director in terms of Section 164 (2) of the Act.
- (f) With respect to the adequacy of the internal financial controls over financial reporting of the Company and the operating effectiveness of such controls, refer to our separate Report in Annexure - B.
- (g) With respect to the other matters to be included in the Auditors' Report in accordance with Rule 11 of the Companies (Audit and Auditors) Rules, 2014, in our opinion and to the best of our knowledge and belief and according to the information and explanations given to us:
- i) The Company does not have any pending litigations as at March, 31, 2017 which would impact the its financial position in its Ind AS financial statements.
- ii) The Company has long term contracts including derivative contracts as at March, 31, 2017, for which there were no for material foreseeable losses.
- iii) There were no amounts which were required to be transferred to the Investor Education and Protection Fund by the Company during the year ended March, 31, 2017.
- iv) The Company has provided requisite disclosure in its Ind AS financial statements as to holdings as well as dealings in Specified Bank Notes during the period from November 8, 2016 to December 30, 2016 and these are in accordance with the books of account maintained by the Company.

For Batliboi, Purohit & Darbari
Chartered Accountants
Firm Registration Number: 303086E



(CA P J Bhide).
Partner
Membership Number 004714



Kolkata
Dated: May 17, 2017

Annexure - A to Independent Auditors' Report

Referred to in paragraph 9 of the Independent Auditors' Report of even date to the members of Surya Vidyut Limited on the Ind AS financial statements for the year ended March, 31, 2017

Page 1 of 2

- i. (a) The Company is maintaining proper records showing full particulars, including quantitative details and situation, of fixed assets.
- (b) The fixed assets of the Company have been physically verified by the Management during the year and no material discrepancies have been noticed on such verification. In our opinion, the frequency of verification is reasonable.
- (c) The title deeds of immovable properties are held in the name of the Company.
- ii. The Company does not have any inventory and accordingly the provisions of Clause 3 (ii) of the said Order are not applicable to the Company;
- iii. The Company has not granted any loans, secured or unsecured, to companies, firms or other parties covered in the register maintained under Section 189 of the Act. Therefore, the provisions of Clause (iii)(a) to (iii)(c) of the said Order are not applicable to the Company.
- iv. The Company has not entered into any such transaction that would attract the compliance of the provisions of Section 185 and 186 of the Companies Act, 2013;
- v. The Company has not accepted any deposits from the public within the meaning of Sections 73, 74, 75 and 76 of the Act and the Rules framed there under to the extent notified.
- vi. We have broadly reviewed the books of account maintained by the Company in respect of products where, pursuant to the rules made by the Central Government of India, the maintenance of cost records has been specified under sub-section (1) of Section 148 of the Act, and are of the opinion that, prima facie, the prescribed accounts and records have been made and maintained. We have not, however, made a detailed examination of the records with a view to determine whether they are accurate or complete.
- vii. (a) According to the information and explanations given to us and the records of the Company examined by us, in our opinion, the Company is regular in depositing the undisputed statutory dues, including provident fund, income tax, sales tax, service tax, duty of customs, value added tax, cess and other material statutory dues, as applicable, with the appropriate authorities.
- (b) According to the information and explanations given to us and the records of the Company examined by us, there are no dues of income-tax, sales tax, wealth tax, service tax, duty of customs, value added tax or cess which have not been deposited on account of any dispute.
- viii. According to the records of the Company examined by us and the information and explanation given to us, the Company has not defaulted in repayment of loans or borrowings to any financial institution or bank or Government or dues to debenture holders as at the balance sheet date.
- ix. Based upon the audit procedures performed and the information and explanations given by the management, the Company has not raised moneys by way of initial public offer or further public offer including debt instruments but has taken term loans. The term loans have been applied for the purposes for which they were obtained.
- x. During the course of our examination of the books and records of the Company, carried out in accordance with the generally accepted auditing practices in India, and according to the information and explanations given to us, we have neither come across any instance of material fraud by the Company or on the Company by its officers or employees, noticed or reported during the year, nor have we been informed of any such case by the Management.
- xi. The Company has paid/ provided for managerial remuneration in accordance with the requisite approvals mandated by the provisions of Section 197 read with Schedule V to the Act.



Annexure - A to Independent Auditors' Report

Referred to in paragraph 9 of the Independent Auditors' Report of even date to the members of Surya Vidyut Limited on the Ind AS financial statements for the year ended March, 31, 2017

Page 2 of 2

- xii. As the Company is not a Nidhi Company and the Nidhi Rules, 2014 are not applicable to it, the provisions of Clause 3(xii) of the Order are not applicable to the Company.
- xiii. The Company has entered into transactions with related parties in compliance with the provisions of Section 177 and 188 of the Act. The details of such related party transactions have been disclosed in the Ind AS financial statements as required under Ind AS 24, Related Party Disclosures specified under Section 133 of the Act, read with Rule 7 of the Companies (Accounts) Rules, 2014.
- xiv. The Company has not made any preferential allotment or private placement of shares or fully or partly convertible debentures during the year under review. Accordingly, the provisions of Clause 3(xiv) of the Order are not applicable to the Company.
- xv. The Company has not entered into any non-cash transactions with its directors or persons connected with him. Accordingly, the provisions of Clause 3(xv) of the Order are not applicable to the Company.
- xvi. The Company is not required to be registered under Section 45-IA of the Reserve Bank of India Act, 1934. Accordingly, the provisions of Clause 3(xvi) of the Order are not applicable to the Company.

Kolkata
Dated: May 17, 2017



For Batliboi, Purohit & Darbari
Chartered Accountants
Firm Registration Number: 303086E

(CA P J Bhide)
Partner
Membership Number 004714

Annexure - B to Independent Auditors' Report

Referred to in paragraph 10 of the Independent Auditors' Report of even date to the members of Surya Vidyut Limited on the Ind AS financial statements for the year ended March 31, 2017

Page 1 of 2

Report on the Internal Financial Controls under Clause (i) of Sub-section 3 of Section 143 of the Act

1. We have audited the internal financial controls over financial reporting of Surya Vidyut Limited ("the Company") as of March 31, 2017 in conjunction with our audit of the Ind AS financial statements of the Company for the year ended on that date.

Management's Responsibility for Internal Financial Controls

2. The Company's management is responsible for establishing and maintaining internal financial controls based on the internal control over financial reporting criteria established by the Company considering the essential components of internal control stated in the Guidance Note on Audit of Internal Financial Controls over Financial Reporting issued by the Institute of Chartered Accountants of India (ICAI). These responsibilities include the design, implementation and maintenance of adequate internal financial controls that were operating effectively for ensuring the orderly and efficient conduct of its business, including adherence to Company's policies, the safeguarding of its assets, the prevention and detection of frauds and errors, the accuracy and completeness of the accounting records, and the timely preparation of reliable financial information, as required under the Act.

Auditors' Responsibility

3. Our responsibility is to express an opinion on the Company's internal financial controls over financial reporting based on our audit. We conducted our audit in accordance with the Guidance Note on Audit of Internal Financial Controls Over Financial Reporting (the "Guidance Note") and the Standards on Auditing deemed to be prescribed under section 143(10) of the Act to the extent applicable to an audit of internal financial controls, both applicable to an audit of internal financial controls and both issued by the ICAI. Those Standards and the Guidance Note require that we comply with ethical requirements and plan and perform the audit to obtain reasonable assurance about whether adequate internal financial controls over financial reporting was established and maintained and if such controls operated effectively in all material respects.
4. Our audit involves performing procedures to obtain audit evidence about the adequacy of the internal financial controls system over financial reporting and their operating effectiveness. Our audit of internal financial controls over financial reporting included obtaining an understanding of internal financial controls over financial reporting, assessing the risk that a material weakness exists, and testing and evaluating the design and operating effectiveness of internal control based on the assessed risk. The procedures selected depend on the auditor's judgement, including the assessment of the risks of material misstatement of the Ind AS financial statements, whether due to fraud or error.
5. We believe that the audit evidence we have obtained is sufficient and appropriate to provide a basis for our audit opinion on the Company's internal financial controls system over financial reporting.

Meaning of Internal Financial Controls over Financial Reporting

6. A Company's internal financial control over financial reporting is a process designed to provide reasonable assurance regarding the reliability of financial reporting and the preparation of Ind AS financial statements for external purposes in accordance with generally accepted accounting principles. A Company's internal financial control over financial reporting includes those policies and procedures that (1) pertain to the maintenance of records that, in reasonable detail, accurately and fairly reflect the transactions and dispositions of the assets of the Company; (2) provide reasonable assurance that transactions are recorded as necessary to permit preparation of Ind AS financial statements in accordance with generally accepted accounting principles, and that receipts and expenditures of the Company are being made only in accordance with authorization of management and directors of the Company; and (3) provide reasonable assurance regarding prevention or timely detection of unauthorized acquisition, use, or disposition of the Company's assets that could have a material effect on the Ind AS financial statements.



Chartered Accountants

Annexure - B to Independent Auditors' Report

Referred to in paragraph 10 of the Independent Auditors' Report of even date to the members of Surya Vidyut Limited on the Ind AS financial statements for the year ended March 31, 2017

Page 2 of 2


Inherent Limitations of Internal Financial Controls over Financial Reporting

7. Because of the inherent limitations of internal financial controls over financial reporting, including the possibility of collusion or improper management override of controls, material misstatements due to error or fraud may occur and not be detected. Also, projections of any evaluation of the internal financial controls over financial reporting to future periods are subject to the risk that the internal financial control over financial reporting may become inadequate because of changes in conditions, or that the degree of compliance with the policies or procedures may deteriorate.

Opinion

8. In our opinion, the Company has, in all material respects, an adequate internal financial controls system over financial reporting and such internal financial controls over financial reporting were operating effectively as at March 31, 2017, based on the internal control over financial reporting criteria established by the Company considering the essential components of internal control stated in the Guidance Note on Audit of Internal Financial Controls Over Financial Reporting issued by the Institute of Chartered Accountants of India.

For Batliboi, Purohit & Darbari
Chartered Accountants
Firm Registration Number: 303086E



(CA P J Bhide)
Partner
Membership Number 004714



Kolkata
Dated: May 17, 2017

Surya Vidyut Limited

Registered Office:CESC House,Chowringhee Square,Kolkata-700001

CIN: U40108WB2010PLC150712; E-mail: corp.ho@rp-sg.in

BALANCE SHEET AS AT 31ST MARCH, 2017

					Amount in INR - lakhs	
SI No	Particulars	Note No.	As on March 31, 2017	As on March 31, 2016	As on April 1, 2015	
ASSETS :						
(1)	Non-current Assets					
(a)	Property, Plant & Equipment	4	78,381.49	25,465.65	26,538.03	
(b)	Capital work-in-progress	4	3,829.71	13,903.29	-	
(c)	Intangible Assets under development	5	3.57	710.53	-	
(d)	Other Intangible Assets	5	2,998.10	945.03	972.27	
(e)	Financial assets					
	(i) Others	6	0.65	0.71	0.65	
(f)	Deferred tax asset	27(c)	29.71	25.48	20.20	
			85,243.23	41,050.69	27,531.15	
(2)	Current Assets					
(a)	Financial Assets					
	(i) Trade receivables	7	2,569.13	1,994.27	850.72	
	(ii) Cash & cash equivalents	8	2,025.55	6,020.49	3,267.39	
	(iii) Bank Balance other than (ii) above	9	596.93	1,588.86	269.38	
	(iv) Others	10	1,430.45	2,440.96	1,340.02	
(b)	Current Tax Assets (Net)	11	180.26	49.52	63.55	
(c)	Other current Assets	12	2,641.95	88.72	43.12	
			9,444.27	12,182.82	5,834.18	
	TOTAL ASSETS		94,687.50	53,233.51	33,365.33	
EQUITY AND LIABILITIES:						
Equity						
(a)	Equity Share capital	13	13,423.58	13,423.58	8,923.58	
(b)	Other Equity					
	(i) Share application money pending allotment	14 (a)	11,767.00	-	-	
	(ii) Retained Earnings	14 (b)	1,355.39	1,030.99	539.49	
Liabilities						
(1)	Non-current Liabilities :					
(a)	Financial Liabilities					
	(i) Borrowings	15	57,045.69	31,268.32	19,298.91	
(b)	Provisions	16	8.09	6.03	3.34	
(c)	Deferred tax liabilities	27(d)	-	822.30	532.41	
			57,053.78	32,096.65	19,834.66	
(2)	Current Liabilities					
(a)	Financial Liabilities					
	(i) Trade Payables	39	78.67	41.96	3.57	
	(ii) Other financial liabilities	17	10,804.13	6,519.41	4,046.65	
(b)	Other current liabilities	18	204.88	120.88	17.35	
(c)	Provisions	19	0.07	0.04	0.03	
			11,087.75	6,682.29	4,067.60	
	TOTAL EQUITY AND LIABILITIES		94,687.50	53,233.51	33,365.33	

Notes forming part of Financial Statements

1-41

This is the Statement of Balance Sheet referred to in our Report of even date.

For Batliboi, Purohit & Darbari
Firm Registration Number:303086E
Chartered Accountants

CA P.J. Bhide
Partner
Membership.No. 004714

Kolkata, 17 May, 2017



For and on behalf of the Board of Directors

Director
Chief Financial Officer

Director
Company Secretary

Surya Vidyut Limited

Registered Office:CESC House,Chowringhee Square,Kolkata-700001


CIN: U40108WB2010PLC150712; E-mail: corp.ho@rp-sg.in

PROFIT AND LOSS ACCOUNT FOR THE YEAR ENDING 31ST MARCH, 2017

			Amount in INR - lakhs	
SI No	Particulars	Note	2016-17	2015-16
I	Revenue From operations	20	6,597.56	4,245.73
II	Other Income	21	335.53	422.84
III	Total Income (I +II)		6,933.09	4,668.57
IV	EXPENSES			
	Employee benefit expense	22	24.48	65.94
	Finance costs	23	4,389.31	2,189.75
	Depreciation and amortization expense	4 & 5	2,238.32	1,103.32
	Other expenses	24	783.01	353.07
	Total expenses (IV)		7,435.12	3,712.08
V	Profit (loss) before tax		(502.03)	956.49
VI	Tax Expenses			
	1)Current Tax	27	-	179.25
	2)Deferred Tax	27	(826.50)	284.96
			(826.50)	464.21
VII	Profit (Loss) for the period from continuing operations		324.47	492.28
VIII	Other comprehensive income			
A(i)	Items that will not be reclassified to profit or loss	25	(0.10)	(1.13)
A(ii)	Income tax relating to items that will not be reclassified to profit or loss		0.03	0.35
			(0.07)	(0.78)
IX	Total Comprehensive Income for the period		324.40	491.50
X	Earnings per equity share (for continuing operations)			
	1) Basic	26	0.24	0.55
	2) Diluted	26	0.24	0.55
	Notes forming part of Financial Statements	1-41		

This is the Statement of Profit and Loss referred to in our Report of even date.

For Batliboi, Purohit & Darbari
Firm Registration Number:303086E
Chartered Accountants




CA P.J. Bhide
Partner
Membership.No. 004714

Kolkata, 17 May, 2017



For and on behalf of the Board of Directors


Director


Director


Chief Financial Officer


Company Secretary

Surya Vidyut Limited

Registered Office:CESC House,Chowringhee Square,Kolkata-700001

CIN: U40108WB2010PLC150712; E-mail: corp.ho@rp-sg.in

CASH FLOW STATEMENT FOR THE YEAR ENDED 31 MARCH 2017

	Amount In INR - lakhs	
	2016-17	2015-16
Cash flow from operating activities		
Profit before tax from continuing operations	(502.03)	956.49
Adjustments for :		
Depreciation and amortization expense	2,238.32	1,103.32
Finance costs	4,389.31	2,189.75
Registration & Filing fees	88.25	25.68
Net gain on financial assets measured at ammortized cost	(2.86)	(9.97)
Interest Income on financial assets measured at ammortized cost	(169.26)	(247.91)
Net loss/(gain) on disposal of property, plant and equipment	-	16.30
Net gain on financial assets designated at fair value through profit and loss	-	(164.96)
<i>Changes in operating assets and liabilities</i>		
(Increase)/Decrease In Trade receivables	(574.86)	(1,143.55)
(Increase)/Decrease in Non Current Financial Assets	0.06	(0.06)
(Increase)/Decrease in Current Financial Assets	1,294.62	(1,654.43)
(Increase)/Decrease in Other Current Assets	(7.08)	3.72
Increase/(Decrease) in Trade payables	36.71	38.39
Increase/(Decrease) in Current Liabilities	39.43	253.48
Increase/(Decrease) in Provisions	1.99	1.57
Net cash (used In)/ provided by operating activities before taxes	6,832.60	1,367.82
Income taxes paid	(130.74)	(165.22)
Net cash (used In)/ provided by operating activities	6,701.86	1,202.60
Cash flow from Investing activities		
Purchase of property, plant and equipment and Intangible asset	(47,202.90)	(12,374.67)
Proceeds from sale of property, plant and equipment	-	18.96
Interest Income on financial assets measured at ammortized cost	181.71	193.84
Net gain on financial assets measured at ammortized cost	2.86	9.97
Net cash (used In)/ provided by Investing activities	(47,018.33)	(12,151.90)
Cash flow from financing activities		
Issue of share capital	-	4,425.00
Share Application Money received (net of issue expenses paid)	11,707.00	-
Finance costs paid	(3,997.44)	(2,122.51)
Proceeds from loans and borrowings (net of transaction cost)	28,732.99	12,847.84
Repayment of loans and borrowings	(1,431.31)	(1,447.93)
Net cash (used In)/ provided by financing activities	35,011.24	13,702.40
Net decrease in cash and cash equivalents	(5,305.23)	2,753.10
Cash and cash equivalents at the beginning of the period	6,020.49	3,267.39
Cash and cash equivalents at the end of the period (Refer reconciliation below)	715.26	6,020.49

Reconciliation of cash and cash equivalents as per above comprises of the following

	2016-17	2015-16
Cash & cash equivalents (Note B)	2,025.55	6,020.49
Book Overdraft (Note 17 (d))	(1,310.29)	-
	715.26	6,020.49

Notes :

- The Cash Flow Statement has been prepared under the Indirect method as given in the Indian Accounting Standard (IND AS 7) on Cash Flow Statement.
- Additions to property, plant and equipment and intangible assets include movements of capital work-in-progress and intangible assets under development.
- Previous year's figures have been regrouped / rearranged wherever necessary.

Notes forming part of Financial Statements

1-41

This is the Cash Flow Statement referred to in our Report of even date.

For Batlibol, Purohit & Darbari
Firm Registration Number:303086E
Chartered Accountants

CA P.J. Bhide
Partner
Membership.No. 004714

Kolkata, 17 May, 2017



For and on behalf of the Board of Directors

Director
Chief Financial Officer

Director
Company Secretary

STATEMENT OF CHANGES IN EQUITY FOR THE YEAR ENDING MARCH 31, 2017

a Equity Share Capital

Particulars	Balance at the beginning of the reporting period	Changes in equity share capital during the year	Balance at the end of the reporting period
Equity Share	13,423.58	-	13,423.58

b Other Equity

Particulars	Share application money pending allotment	Retained Earning	Total
Balance at the beginning of the reporting period	-	1,030.99	1,030.99
Restated balance at the beginning of the reporting period	-	1,030.99	1,030.99
Total Comprehensive Income for the year	-	324.40	324.40
Remeasurements of the defined benefit plans (net of taxes)	-	0.07	-
Any other changes: Other Comprehensive Income	-	(0.07)	-
Share Application Money received	11,767.00	-	11,767.00
Balance at the end of the reporting period	11,767.00	1,355.39	13,122.39

STATEMENT OF CHANGES IN EQUITY FOR THE YEAR ENDING MARCH 31, 2016

a Equity Share Capital

Particulars	Balance at the beginning of the reporting period	Changes in equity share capital during the year	Balance at the end of the reporting period
Equity Share	8,923.58	4,500.00	13,423.58

b Other Equity


Particulars	Share application money pending allotment	Retained Earning	Total
Balance at the beginning of the reporting period	-	539.49	539.49
Changes in accounting policy/prior period errors	-	-	-
Restated balance at the beginning of the reporting period	-	539.49	539.49
Total Comprehensive Income for the year	-	491.50	491.50
Remeasurements of the defined benefit plans (net of taxes)	-	0.78	-
Any other changes: Other Comprehensive Income	-	(0.78)	-
Balance at the end of the reporting period	-	1,030.99	1,030.99

Notes forming part of Financial Statements

1-41

This is the Statement of Change in Equity referred to In our Report of even date.

For Batliboi, Purohit & Darbari
Firm Registration Number:303086E
Chartered Accountants



CA P.J. Bhide
Partner
Membership.No. 004714


Kolkata, 17 May, 2017



For and on behalf of the Board of Directors


Director


Chief Financial Officer


Director


Company Secretary

Surya Vidyut Limited

Registered Office: CESC House, Chowringhee Square, Kolkata-700001

CIN: U40108WB2010PLC150712, E-mail: corp.ho@rp-sg.in

NOTE 1: CORPORATE INFORMATION:

Surya Vidyut Limited (the "Company") is a limited company, incorporated and domiciled in India having its registered office at CESC House, Chowringhee Square, Kolkata – 700 001. The company is engaged in power generation from renewable sources. Presently the Company has an installed capacity of 146MW of Wind Power Plants situated in the State of Rajasthan, Gujarat & Madhya Pradesh.

NOTE 2: BASIS OF PREPARATION OF FINANCIAL STATEMENTS:

2.1: Statement of compliance

These financial statements have been prepared to comply in all material aspects with Indian Accounting Standards ("Ind AS") notified under the Companies (Indian Accounting Standards) Rules, 2015 and Companies (Indian Accounting Standards) Amendment Rules, 2016 notified under Section 133 of the Companies Act, 2013 and other provisions of the Companies Act, 2013 to the extent applicable.

For all the periods upto and including the year ended March 31, 2016, the Company prepared its financial statements in accordance with the accounting standards notified under the Companies (Accounting Standard) Rules, 2006 (as amended) and other relevant provisions of the Act.

These financial statements are the first financial statements of the Company under Ind AS. An explanation of how the transition from previous GAAP to Ind AS has affected the Company's financial position, financial performance and cash flows is given in Note 30.

The financial statements are presented in Indian rupees rounded off to nearest lakhs.

2.2: Basis of Accounting

The financial statements have been prepared on the historical cost convention and on accrual basis except for the certain financial assets and liabilities (including derivative Instruments) that are measured at fair value

2.3: Use of estimate

The preparation of financial statements in conformity with Ind AS requires management to make judgments, estimates and assumptions that affect the application of accounting policies and the reported amounts of assets, liabilities, income and expenses. Actual results may differ from these estimates. Estimates and underlying assumptions are reviewed on a periodic basis. Revisions to accounting estimates are recognized in the period in which the estimates are revised and in any future periods affected.

2.4: Critical estimates and judgements

- Estimated useful life of tangible and intangible asset - Refer Note 3.1 & Note 3.2
- Estimation of defined benefit obligation – Refer Note 22
- Recognition of deferred tax assets for carried forward tax losses – Refer Note 3.13

NOTE 3: SUMMARY OF SIGNIFICANT ACCOUNTING POLICIES

3.1: Property, plant and equipment

Transition to Ind AS

The Company has elected to utilize the option under Ind AS 101 of using the previous GAAP carrying amount for all its plant, property, equipment as its deemed cost on the date of transition to Ind AS.

Recognition and measurement

Freehold Land is carried at historical cost. All other items of property, plant and equipment are measured at cost less accumulated depreciation. Cost includes expenditure that is directly attributable to bringing the asset to the location and condition necessary for its intended use.

Gains and losses on disposal of an item of property, plant and equipment are determined by comparing the proceeds from disposal with the carrying amount of property, plant and equipment. These are included in profit or loss within other gains/ losses.

The residual values, useful lives and methods of depreciation are reviewed at each financial year end and adjusted prospectively.

Subsequent expenditure including cost of major overhaul and inspection is recognized as an increase in the carrying amount of the asset when it is probable that future economic benefits associated with the item will flow to the Company and the cost of the item can be measured reliably.

The cost of replacing part of an item of property, plant and equipment is recognized in the carrying amount of the item if it is probable that the future economic benefits embodied within the part will flow to the Company and its cost can be measured reliably. The carrying amount of any component recognized as a separated component is derecognized when replaced. All other repairs and maintenance are recognized in profit or loss as incurred.

Capital work in progress is stated at cost net of accumulated depreciation and accumulated impairment losses, if any.

Depreciation

Depreciation on items of property, plant and equipment (other than freehold Land) is provided on straight line method based on the useful life and manner prescribed as prescribed under Schedule II of the Companies Act, 2013. Leasehold improvement is amortized over its expected useful life.



Surya Vidyut Limited

Registered Office: CESC House, Chowringhee Square, Kolkata-700001

CIN: U40108WB2010PLC150712, E-mail: corp.ho@rp-sg.in

The Company has used the following useful life to provide depreciation on its tangible assets:

Type of assets	Useful Life (in years)
Wind Power Generation Plant	22
Transmission lines, cables and other network assets	40
Electric Distribution Plant	35
Electrical Installations and Equipment	10
Building - Temporary structure	3
Furniture and fittings	10
Office equipment	5
Computers	3

3.2: Intangible assets

Transition to Ind AS

On transition to Ind AS, the group has elected to continue with the previous GAAP carrying amount of all of intangible assets recognized as at 1 April 2015 as its deemed cost on the date of transition to Ind AS.

Recognition and measurement

Intangible assets comprising of computer software and right to use common facilities are recognized when the asset is available for use and are expected to provide future economic benefits and are stated at cost of acquisition/ implementation/ development less accumulated amortization.

Intangible Assets under development is stated at cost net of accumulated depreciation and accumulated impairment losses, if any.

Amortization

The Intangible assets are amortized over a period of twenty five years as the benefits of these assets are expected to accrue to the Company over such period.

3.3: Financial Instruments

A financial instrument is a contract that gives rise to a financial asset of one entity and a financial liability or equity of another entity.

3.3.1: Financial Assets

i) Initial measurement

All financial assets are recognized initially at fair value. Transaction costs that are attributable to the acquisition of the financial asset (other than financial assets recorded at fair value through profit or loss) are included in the fair value of the financial assets.

ii) Classification and subsequent measurement

For the purpose of subsequent measurement, financial assets of the Company are classified in the following categories:

- 1) Financial assets measured at amortized cost
- 2) Financial assets measured at fair value through other comprehensive income
- 3) Financial assets measured at fair value through profit and loss

The classification of financial assets depends on the objective of the business model. Management determines the classification of its financial assets at initial recognition.

Financial assets measured at amortized cost:

A financial asset is measured at amortized cost if both the following conditions are met:

- (a) the asset is held for collecting contractual cash flows, and
- (b) contractual terms of the asset give rise on specified dates to cash flows that are solely payments of principal and interest (SPPI) on the principal amount outstanding.

After initial measurement, such financial assets are subsequently measured at amortized cost using the effective interest rate (EIR) method. Amortized cost is calculated by taking into account any discount or premium on acquisition and fees or costs that are an integral part of the EIR. The EIR amortization is included in finance income in the profit or loss. The losses arising from impairment are recognized in the profit or loss. This category generally applies to trade and other receivables, bank deposits, security deposits, cash and cash equivalents, employee and other advances.

Financial asset measured at fair value through other comprehensive Income

A financial asset shall be measured at fair value through other comprehensive income if both of the following conditions are

- (a) the objective of the business model is achieved by both collecting contractual cash flows and selling financial assets
- (b) the asset's contractual cash flow represent SPPI



Surya Vidyut Limited

Registered Office: CESC House, Chowringhee Square, Kolkata-700001

CIN: U40108WB2010PLC150712, E-mail: corp.ho@rp-sg.in

Financial assets included within FVTOCI category are measured initially as well as at each reporting period at fair value plus transaction costs. Fair value movements are recognized in other comprehensive income (OCI). However, the Company recognizes interest income, impairment losses & reversals and foreign exchange gain loss in statement of profit and loss. On de-recognition of the asset, cumulative gain or loss previously recognized in OCI is reclassified from equity to profit and loss. Interest earned is recognized under the expected interest rate (EIR) model.

Financial instruments measured at fair value through profit and loss

Fair value through profit and loss is the residual category. Any financial instrument which does not meet the criteria for categorization as at amortized cost or fair value through other comprehensive income is classified at FVTPL.

Financial assets included within FVTPL category are measured initially as well as at each reporting period at fair value. Fair value movements and transaction costs are recorded in statement of profit and loss.

iii) Derecognition of financial assets

A financial asset (or, where applicable, a part of a financial asset or part of a Company of similar financial assets) is primarily derecognized when:

- The rights to receive cash flows from the asset have been transferred, or
- The Company retains the contractual rights to receive the cash flows of the financial asset but assumes a contractual obligation to pay the cash flows to one or more recipients.

When the Company has transferred an asset, it evaluates whether it has substantially transferred all risks and rewards of ownership of the financial asset. In such cases, the financial asset is derecognized. When the Company has not transferred substantially all the risks and rewards of ownership of a financial asset, the financial asset is not derecognized.

When the Company has neither transferred a financial asset nor retains substantially all risks and rewards of ownership of the financial asset, the financial asset is derecognized if the entity has not retained control of the financial asset. When the entity retains control of the financial asset, the asset is continued to be recognized to the extent of continuing involvement of the asset.

3.3.2: Trade receivables

Trade receivables are recognized initially at fair value and subsequently measured at amortized cost using the effective interest rate method, less provision for impairment.

3.3.3: Financial Liability

i) Initial measurement

All financial liabilities are recognized initially at fair value net of directly attributable transaction costs. The Company's financial liabilities include loans and borrowings, trade and other payables etc.

ii) Classification and subsequent measurement

For the purpose of subsequent measurement, financial instruments of the Company are classified in the following categories:

- 1) Financial liabilities measured at amortized cost
- 2) Financial liabilities measured at fair value through profit and loss

Financial liabilities at amortized cost:

Financial liabilities at amortized cost represented by trade and other payables are initially recognized at fair value, and subsequently carried at amortized cost using the effective interest method.

Financial liabilities at FVTPL

Financial liabilities at FVTPL represented by contingent consideration are measured at fair value with all changes recognized in the statement of profit and loss.

3.3.4: Loans and borrowings

Loans and borrowings are initially recognized at fair value net of transaction costs incurred. Subsequently, these are measured at amortized cost using the effective interest rate ('EIR') method. Amortized cost is calculated by taking into account any discount or premium on acquisition and fees or costs that are an integral part of the EIR. The EIR amortization is included as finance costs in the statement of profit and loss.

3.3.5: Trade and other payables

These amounts represent liabilities for goods and services provided to the Company prior to the end of the financial year which are unpaid. The amounts are unsecured and are usually paid within the credit terms. Trade and other payables are presented as current liabilities unless payment is not due within 12 months after the reporting period. They are recognized initially at their fair value and subsequently measured at amortized cost using the EIR model.

3.3.6: Derivatives

The Company uses derivative financial instruments to hedge its foreign currency risks. Such derivative financial instruments are initially recognized at fair value on the date on which a derivative contract is entered into and are subsequently re-measured at fair value. Derivatives are carried as financial assets when the fair value is positive and as financial liabilities when the fair value is negative.



Surya Vidyut Limited

Registered Office: CESC House, Chowringhee Square, Kolkata-700001

CIN: U40108WB2010PLC150712, E-mail: corp.ho@rp-sg.in

3.3.7: Offsetting of financial Instrument

Financial assets and financial liabilities are offset and the net amount reported in the balance sheet if there is a currently enforceable legal right to offset the recognized amounts and there is an intention to settle on a net basis, to realize the assets and settle the liabilities simultaneously.

3.4: Leases

The determination of whether an arrangement is (or contains) a lease is based on the substance of the arrangement at the inception of the lease. The arrangement is, or contains, a lease if fulfillment of the arrangement is dependent on the use of a specific asset or assets and the arrangement conveys a right to use the asset or assets, even if that right is not explicitly specified in an arrangement.

3.5: Impairment

a) Financial assets

In accordance with Ind AS 109, the Company applies expected credit loss (ECL) model for measurement and recognition of impairment loss on the following financial assets:

- a) Financial assets that are debt instruments and are measured at amortized cost e.g. loans, deposits and trade receivables.
- b) Financial assets that are debt instruments and are measured at FVTOCI.

The Company uses a provision matrix to determine the impairment loss on its trade receivables. The provision matrix is based on historically observed default rates and is adjusted for forward looking estimates. At every reporting date, the historically observed default rates are updated and changes in forward looking estimates are analyzed.

b) Non-financial assets

The Company assesses at each reporting date whether there is any objective evidence that a non-financial asset or a group of non-financial assets is impaired. If any such indication exists, the Company estimates the amount of impairment loss.

An impairment loss is calculated as the difference between an asset's carrying amount and recoverable amount. Losses are recognized in profit or loss and reflected in an allowance account. When the Company considers that there are no realistic prospects of recovery of the asset, the relevant amounts are written off. If the amount of impairment loss subsequently decreases and the decrease can be related objectively to an event occurring after the impairment was recognized, then the previously recognized impairment loss is reversed through profit or loss.

The recoverable amount of an asset or cash-generating unit (as defined below) is the greater of its value in use and its fair value less costs to sell. In assessing value in use, the estimated future cash flows are discounted to their present value using a pre-tax discount rate that reflects current market assessments of the time value of money and the risks specific to the asset. For the purpose of impairment testing, assets are grouped together into the smallest group of assets that generates cash inflows from continuing use that are largely independent of the cash inflows of other assets or groups of assets (the "cash-generating unit").

3.6: Cash and cash equivalents

Cash and cash equivalents in the balance sheet comprise cash at banks and on hand and short-term deposits with a original maturity of three months or less, which are subject to an insignificant risk of changes in value. For the purposes of the cash flow statement, cash and cash equivalents include cash on hand, in banks and demand deposits with banks, net of outstanding bank overdrafts that are repayable on demand, book overdraft and are considered part of the Company's cash management system.

3.7: Revenue from Operations

Revenue from sale of electricity is accounted on accrual basis based on bills raised as per joint meter reading.

3.8: Government Grants - Generation Based Incentive

Once the respective project is registered with the nodal agency, generation based incentive is recognized on accrual basis i.e., on the basis of units of electricity fed into grid as per bills raised, as referred to above.

3.9: Other Income

Income from investments and deposits are accounted for on accrual basis inclusive of related tax deducted at source

3.10: Employee benefits

Liabilities for wages and salaries, including non-monetary benefits that are expected to be settled wholly within 12 months after the end of the period in which the employees render the related service are the amounts expected to be paid when the liabilities are settled. The liabilities are presented as current employee benefit obligations in the balance sheet.

The Company operates defined contribution plans. Under a defined contribution plan, the Company's only obligation is to pay a fixed amount with no obligation to pay further contributions if the fund does not hold sufficient assets to pay all employee benefits. The related actuarial and investment risks fall on the employee. The expenditure for defined contribution plans is recognized as expense during the period when the employee provides service.

Contribution to Provident fund and Contributory pension fund are accounted for on accrual basis.

Actuarial gains or losses on defined benefit obligation are recognized in other comprehensive income. Further, the profit or loss does not include an expected return on plan assets. Instead net interest recognized in profit or loss is calculated by applying the discount rate



Surya Vidyut Limited

Registered Office: CESC House, Chowringhee Square, Kolkata-700001

CIN: U40108WB2010PLC150712, E-mail: corp.ho@rp-sg.in

used to measure the defined benefit obligation to the net defined benefit liability or asset. The actual return on the plan assets above or below the discount rate is recognized as part of re-measurement of net defined liability or asset through other comprehensive income.

Re-measurements comprising actuarial gains or losses and return on plan assets (excluding amounts included in net interest on the net defined benefit liability) are not reclassified to profit or loss in subsequent periods.

3.11: Foreign currency transactions

The Company's financial statements are presented in INR which is also the functional currency of the Company.

Foreign currency transactions are recorded on initial recognition in the functional currency using the exchange rate at the date of the transaction. At each balance sheet date, foreign currency monetary items are reported using the closing exchange rate. Exchange differences that arise on settlement of monetary items or on reporting at each balance sheet date of the Company's monetary items at the closing rate are recognized as income or expenses in the period.

Outstanding loans repayable in foreign currency are restated at the year-end exchange rate.

3.12: Borrowing cost

Borrowing costs that are directly attributable to the acquisition, construction or erection of qualifying assets are capitalized as part of cost of such asset until such time that the assets are substantially ready for their intended use. Qualifying assets are assets which take a substantial period of time to get ready for their intended use or sale.

When the Company borrows funds specifically for the purpose of obtaining a qualifying asset, the borrowing costs incurred are capitalized. When Company borrows funds generally and uses them for the purpose of obtaining a qualifying asset, the capitalization of the borrowing costs is computed based on the weighted average cost of general borrowing that are outstanding during the period and used for the acquisition of the qualifying asset.

Capitalization of borrowing costs ceases when substantially all the activities necessary to prepare the qualifying assets for their intended uses are complete. Borrowing costs consist of interest and other costs that an entity incurs in connection with the borrowing of funds. Borrowing costs include exchange differences arising from foreign currency borrowings to the extent that they are regarded as an adjustment to interest costs.

All other borrowing costs are recognized as an expense in the year in which they are incurred.

3.13: Taxes

Income tax expense comprises current and deferred tax. Current tax expense is recognized in profit or loss except to the extent that it relates to items recognized directly in other comprehensive income or equity, in which case it is recognized in other comprehensive income or equity.

Current tax represents the amount payable based on computation of tax as per prevailing taxation laws under the Income Tax Act, 1961.

Deferred tax is recognized using the balance sheet method, providing for temporary differences between the carrying amounts of assets and liabilities for financial reporting purposes and the amounts used for taxation purposes. Deferred tax is measured at the tax rates that are expected to be applied to temporary differences when they reverse, based on the laws that have been enacted or substantively enacted by the reporting date. Deferred tax assets and liabilities are offset if there is a legally enforceable right to offset current tax liabilities and assets, and they relate to income taxes levied by the same tax authority on the same taxable entity, or on different tax entities, but they intend to settle current tax liabilities and assets on a net basis or their tax assets and liabilities will be realized simultaneously.

Deferred tax is recognized in profit or loss except to the extent that it relates to items recognized directly in other comprehensive income or equity, in which case it is recognized in other comprehensive income or equity.

A deferred tax asset is recognized to the extent that it is probable that future taxable profits will be available against which the temporary difference can be utilized. Deferred tax assets are reviewed at each reporting date and are reduced to the extent that it is no longer probable that the related tax benefit will be realized.

3.14: Provisions and contingent liabilities

Provisions are recognized when the Company has a present obligation (legal or constructive) as a result of a past event, it is probable that an outflow of economic benefits will be required to settle the obligation, and a reliable estimate can be made of the amount of the obligation.

The amount recognized as a provision is the best estimate of the consideration required to settle the present obligation at the end of the reporting period, taking into account the risks and uncertainties surrounding the obligation.

When some or all of the economic benefits required to settle a provision are expected to be recovered from a third party, the receivable is recognized as an asset, if it is virtually certain that reimbursement will be received and the amount of the receivable can be measured reliably.



Surya Vidyut Limited

Registered Office: CESC House, Chowringhee Square, Kolkata-700001

CIN: U40108WB2010PLC150712, E-mail: corp.ho@rp-sg.in

Provisions for onerous contracts are recognized when the expected benefits to be derived by the Company from a contract are lower than the unavoidable costs of meeting the future obligations under the contract. Provisions for onerous contracts are measured at the present value of lower of the expected net cost of fulfilling the contract and the expected cost of terminating the contract.

Contingent liabilities are possible obligations that arise from past events and whose existence will only be confirmed by the occurrence or non-occurrence of one or more future events not wholly within the control of the Company. Where it is not probable that an outflow of economic benefits will be required, or the amount cannot be estimated reliably, the obligation is disclosed as a contingent liability, unless the probability of outflow of economic benefits is remote. Contingent liabilities are disclosed on the basis of judgment of the management/independent experts. These are reviewed at each balance sheet date and are adjusted to reflect the current management estimate.

3.15: Earnings per share

Basic EPS amounts are calculated by dividing the profit for the year attributable to equity holders of the parent by the weighted average number of Equity shares outstanding during the year.

Diluted EPS amounts are calculated by dividing the profit attributable to equity holders of the parent (after adjusting for interest on the convertible preference shares) by the weighted average number of Equity shares outstanding during the year plus the weighted average number of Equity shares that would be issued on conversion of all the dilutive potential Equity shares into Equity shares.

3.16: Segment Reporting

Operating segments are reported in a manner consistent with the Internal reporting provided to the chief operating decision maker. Refer Note 38 for details on segment information.



Note 4 : Property, plant and equipment

Particulars	Freehold Land	Leasehold Improvements	Buildings and structures	Plant and equipment	Furniture and fixtures	Office equipment	Vehicle	Total	Capital work in progress
Gross carrying value									
Deemed cost as at April 1, 2016	212.36	169.24	4.21	27,887.60	0.15	2.03	-	28,275.59	13,903.29
Additions	326.24	85.14	23.66	54,636.20	-	2.38	-	55,075.08	45,001.50
Disposals / adjustments	-	-	-	-	-	-	-	-	-
At March 31, 2017	538.60	254.38	27.87	82,523.80	0.15	4.41	1.46	83,350.67	55,075.08
Gross carrying value									
Deemed cost as at April 1, 2015	212.36	169.24	4.21	27,890.38	0.15	2.03	-	28,278.37	-
Additions	-	169.24	-	27,890.38	-	2.03	-	28,278.37	-
Disposals / adjustments	-	-	-	91.26	-	-	-	91.26	-
At March 31, 2016	212.36	169.24	4.21	27,887.60	0.15	2.03	-	28,275.59	13,903.29
Accumulated depreciation									
At April 1, 2016	-	11.59	3.57	2,793.57	0.04	1.17	-	2,809.94	-
Depreciation expense	-	7.17	3.47	2,147.79	0.02	0.70	0.09	2,159.24	-
Disposals / adjustments	-	-	-	-	-	-	-	-	-
At March 31, 2017	-	18.76	7.04	4,941.36	0.06	1.87	0.09	4,969.18	-
At April 1, 2015	-	5.75	0.25	1,734.05	0.02	0.27	-	1,740.34	-
Depreciation expense	-	5.84	3.32	1,066.00	0.02	0.90	-	1,076.08	-
Disposals / adjustments	-	-	-	6.48	-	-	-	6.48	-
At March 31, 2016	-	11.59	3.57	2,793.57	0.04	1.17	-	2,809.94	-
Net carrying value March 31, 2017	538.60	235.62	20.83	77,582.44	0.09	2.54	1.37	78,381.49	3,829.71
Net carrying value March 31, 2016	212.36	157.65	0.64	25,094.03	0.11	0.86	-	25,465.65	13,903.29
Net carrying value April 01, 2015	212.36	163.49	3.96	26,156.33	0.13	1.76	-	26,538.03	-

Note:

a. Refer Note 28 for the existence and amounts of restrictions on title, property, plant and equipment pledged as security for liabilities

b. Refer Note 22, Note 23 & Note 24 for amount of expenditures recognised in the carrying amount of an item of property, plant and equipment in the course of its construction

c. Refer Note 29 for the amount of contractual commitments for the acquisition of property, plant and equipment

d. Capital work-in-progress mainly comprises of plant and equipment.

Note 5 : Other Intangible Assets

Particulars	Right to use Common Facility	Computer Software	Total	Intangible Assets under development
Year ended 31 March 2017				
Gross carrying amount	1,024.13	1.26	1,025.39	710.53
Deemed cost as at April 1, 2016	2,132.15	-	2,132.15	1,425.19
Additions	-	-	-	2,132.15
Disposals / adjustments	3,156.28	1.26	3,157.54	3.57
Closing gross carrying amount	-	-	-	-
Year ended 31 March 2016				
Gross carrying amount	1,024.13	1.26	1,025.39	710.53
Deemed cost as at April 1, 2015	-	-	-	-
Additions	80.26	0.10	80.36	-
Amortisation charge for the year	79.03	0.05	79.08	-
At March 31, 2017	159.29	0.15	159.44	-
At April 1, 2015	53.02	0.10	53.12	-
Amortisation charge for the year	27.24	-	27.24	-
At March 31, 2016	80.26	0.10	80.36	-
Net carrying value March 31, 2017	2,996.99	1.11	2,998.10	3.57
Net carrying value March 31, 2016	943.87	1.16	945.03	710.53
Net carrying value April 01, 2015	971.11	1.16	972.27	-

Note:

a. Refer Note 28 for the existence and amounts of restrictions on title, property, plant and equipment pledged as security for liabilities

b. Refer Note 22, Note 23 & Note 24 for amount of expenditures recognised in the carrying amount of an item of property, plant and equipment in the course of its construction

c. Refer Note 29 for the amount of contractual commitments for the acquisition of property, plant and equipment



Surya Vidyut Limited

Registered Office:CESC House,Chowringhee Square,Kolkata-700001

CIN: U40108WB2010PLC150712; E-mail: corp.ho@rp-sg.in

Significant accounting policies and notes to the accounts

(Rupees in lakhs, except share and per share data, unless otherwise stated)

Particulars	As on March 31, 2017	As on March 31, 2016	As on April 1, 2015
Non - Current Assets			
Note 6 Other financial assets			
(a) Security Deposits	0.65	0.71	0.65
	0.65	0.71	0.65
Current Assets			
Note 7 Trade Receivables			
Unsecured , considered good	2,569.13	1,994.27	850.72
	2,569.13	1,994.27	850.72
Refer Note 28 for the existence and amounts of Trade Receivables pledged as security for liabilities			
Note 8 Cash and Cash Equivalents			
(a) Cash on hand	0.32	0.05	-
(b) Balances with banks			
- In Current Account	1,219.92	5,258.18	223.29
- Bank Deposits with original maturity of upto 3 months	805.31	762.26	3,044.10
	2,025.55	6,020.49	3,267.39
(c) Refer Note 28 for the existence and amounts of Cash and Cash Equivalents pledged as security for liabilities			
Note 9 Bank Balances other than Cash and Cash Equivalents			
(a) Bank Deposits with original maturity of more than 3 months	596.93	1,588.86	269.38
	596.93	1,588.86	269.38
(b) Bank deposits with original maturity more than 3 months as on reporting date includes bank deposits with original maturity more than 12 months as on reporting date amounting to Rs. 596.63 Lakh (Previous year - Rs. 301.98 Lakh).			
(c) Refer Note 28 for the existence and amounts of Bank balance other than Cash and Cash Equivalents pledged as security for liabilities			
Note 10 Other Financial Assets			
(a) Interest accrued on Bank Deposits	70.02	82.47	28.40
(b) Derivative Asset	1,184.91	1,880.28	1,220.66
(c) Insurance claim receivable	-	224.05	-
(d) Security Deposits	69.11	68.93	0.18
(e) Receivables towards claims	106.41	185.23	90.78
	1,430.45	2,440.96	1,340.02
Note 11 Current Tax Assets (Net)	180.26	49.52	63.55
Note 12 Other Current Assets			
Advance for goods and services	0.69	0.57	21.91
Capital Advance	2,560.00	-	-
Unamortized Share Issue Expense	35.47	49.32	-
Prepaid Expenses	45.79	38.83	21.21
	2,641.95	88.72	43.12



Surya Vidyut Limited
Registered Office:CESC House,Chowringhee Square,Kolkata-700001
CIN: U40108WB2010PLC150712; E-mail: corp.ho@rp-sg.in
Significant accounting policies and notes to the accounts
(Rupees in lakhs, except share and per share data, unless otherwise stated)

Note 13	EQUITY SHARE CAPITAL	As on March 31,			As on April 1, 2015
		2017	2016	2015	
(a)	Authorised Share Capital 280,000,000 (FY16 - 200,000,000; FY15 - 100,000,000) Equity Shares of Rs 10/- each	2,800,000,000	2,000,000,000	1,000,000,000	
(b)	Issued Capital 134,235,800 (FY16 - 134,235,800; FY15 - 89,235,800) Equity Shares of Rs 10/- each fully paid.	1,342,358,000	1,342,358,000	892,358,000	
(c)	Subscribed and paid up capital 134,235,800 (FY16 - 134,235,800; FY15 - 89,235,800) Equity Shares of Rs 10/- each fully paid.	1,342,358,000	1,342,358,000	892,358,000	
(d)	Share reconciliation statement				
		No. of shares	No. of shares	No. of shares	No. of shares
	Shares outstanding at the beginning of the year	134,235,800	89,235,800	47,235,800	472,358,000
	Add: Equity Shares issued during the year	-	45,000,000	42,000,000	420,000,000
	Shares outstanding at the end of the year	134,235,800	134,235,800	89,235,800	892,358,000

(e) Rights attached to equity shares
The company has only one class of equity shares having a par value of Rs.10 per share. Each shareholder is eligible for one vote per share held. No dividend has been declared for distribution to the Company's shareholders since inception. In the event of liquidation of the company, the holders of equity shares are eligible to receive the remaining assets of the company after distribution of all the preferential amounts, in proportion to their shareholding.

(f) In the period of five years immediately preceding 31 March 2017, the Company has neither issued bonus shares, bought back any equity shares nor has not allotted any equity shares as fully paid up without payment being received in cash.

(g) There are no shares reserved for issue under options and contracts or commitments for the sale of shares or disinvestment

(h) Shares of the company held by holding/ ultimate holding company

Name of shareholder	Number of shares	% holding	Number of shares	% holding	Number of shares	% holding
CESC Limited	94,235,800	70%	94,235,800	70%	89,235,800	100%
Haldia Energy Limited	40,000,000	30%	40,000,000	30%		



Surya Vidyut Limited

Registered Office:CESC House,Chowringhee Square,Kolkata-700001

CIN: U40108WB2010PLC150712; E-mail: corp.ho@rp-sg.in

Significant accounting policies and notes to the accounts

(Rupees In lakhs, except share and per share data, unless otherwise stated)

Particulars	As on March 31, 2017	As on March 31, 2016	As on April 1, 2015
Note 14 Other Equity			
(a) Share Application Money Pending Allotment	11,767.00	-	-
(b) Retained Earnings			
Surplus at the beginning of the year	1,030.99	539.49	110.65
Add : Total Comprehensive Income for the year	324.40	491.50	323.64
Transition date adjustments			105.20
Appropriation during the year	0.07	0.78	1.13
Other items of other comprehensive Income	(0.07)	(0.78)	(1.13)
Surplus at the end of the year	1,355.39	1,030.99	539.49
Total Other Equity	13,122.39	1,030.99	539.49

Non - Current Liabilities

Note 15 Borrowings : Financial Liabilities

Secured

(a) Term loans			
(i) Rupee Term loans - from banks	50,379.57	21,925.00	9,500.00
(ii) Foreign Currency Loan - from banks	10,056.20	11,350.90	11,729.16
Less: Ammortization of transaction cost	(714.81)	(527.20)	(438.14)
	59,720.96	32,748.70	20,791.02
Less: Current Maturity of long term borrowings	(2,675.27)	(1,480.37)	(1,492.11)
	57,045.69	31,268.32	19,298.91

Nature of Security :

- (a) Terms Loans in (a) above have been availed for setting up specific projects and are secured/to be secured by an exclusive charge by way of mortgage/hypothecation in respect of the fixed assets including its land, building, construction thereon where exist, plant & machinery etc. and by way of hypothecation of current assets with respect to the project for which the loan was availed. Creation of mortgage security on immovable fixed assets of the projects In Surendranagar (Gujarat), Nipaniya (Madhya Pradesh) and Rojmal/Amreli (Gujarat) is currently under process. The carrying amount of Financial and Non-financial assets pledged as security for long term borrowings are disclosed in Note 28.

Terms of repayment :

Rupee Term Loan is repayable in quarterly installments over the maturity period of the respective loans. Interest on the said loans are based on spread over lender's benchmark rate.

Foreign Currency Loan is repayable in semi annual installments over the maturity period of the respective loan. Interest on the said loan is based on spread over LIBOR.

Maturity profile of the borrowing

Maturity Profile of Long Term Loans outstanding as on 31.03.2017	Rupee Term Loan from Banks	Foreign Currency Loans	Total
Loans with residual maturity of upto one year	-	-	-
Loans with residual maturity between 1 and 3 years	-	-	-
Loans with residual maturity between 3 and 5 years	-	-	-
Loans with residual maturity between 5 and 10 years	-	10,056.20	10,056.20
Loans with residual maturity beyond 10 years	50,379.57	-	50,379.57
Total	50,379.57	10,056.20	60,435.77



Surya Vidyut Limited

Registered Office:CESC House,Chowringhee Square,Kolkata-700001

CIN: U40108WB2010PLC150712; E-mail: corp.ho@rp-sg.in

Significant accounting policies and notes to the accounts

(Rupees in lakhs, except share and per share data, unless otherwise stated)

Maturity Profile of Long Term Loans outstanding as on 31.03.2016	Rupee Term Loan from Banks	Foreign Currency Loans	Total
Loans with residual maturity of upto one year	-	-	-
Loans with residual maturity between 1 and 3 years	-	-	-
Loans with residual maturity between 3 and 5 years	-	-	-
Loans with residual maturity between 5 and 10 years	-	11,350.90	11,350.90
Loans with residual maturity beyond 10 years	21,925.00	-	21,925.00
Total	21,925.00	11,350.90	33,275.90

Maturity Profile of Long Term Loans outstanding as on 31.03.2015	Rupee Term Loan from Banks	Foreign Currency Loans	Total
Loans with residual maturity of upto one year	-	-	-
Loans with residual maturity between 1 and 3 years	-	-	-
Loans with residual maturity between 3 and 5 years	-	-	-
Loans with residual maturity between 5 and 10 years	-	11,729.16	11,729.16
Loans with residual maturity beyond 10 years	9,500.00	-	9,500.00
Total	9,500.00	11,729.16	21,229.16

Particulars	As on March 31, 2017	As on March 31, 2016	As on April 1, 2015
--------------------	-----------------------------	-----------------------------	----------------------------

Note 16 Provisions

Provision for employee benefits (refer Note 22 (f))	8.09	6.03	3.34
	8.09	6.03	3.34

Current Liabilities

Note 17 Other financial liabilities

(a) Current maturities of long-term debt	2,675.27	1,480.37	1,492.11
(b) Interest accrued	233.38	183.74	175.41
(c) Other borrowing cost accrued but not due	64.97	74.29	78.48
(d) Others			
Liabilities on capital account	6,328.76	4,544.98	2,214.57
Book Overdraft	1,310.29	-	-
Other payables	191.46	236.03	86.08
	10,804.13	6,519.41	4,046.65

Note 18 Other current liabilities

Others			
Liabilities for statutory dues	204.88	120.88	17.35
	204.88	120.88	17.35

Note 19 Provisions

Provision for employee benefits (refer Note 22 (f))	0.07	0.04	0.03
	0.07	0.04	0.03



Surya Vidyut Limited

Registered Office:CESC House,Chowringhee Square,Kolkata-700001

CIN: U40108WB2010PLC150712; E-mail: corp.ho@rp-sg.in

Significant accounting policies and notes to the accounts

(Rupees in lakhs, except share and per share data, unless otherwise stated)

Particulars	2016-17	2015-16
Note 20 Revenue From operations		
(a) Sale of products		
Sale of electricity	6,031.66	3,644.43
Less: Rebate	(30.41)	-
Total	6,001.25	3,644.43
(b) Other operating revenues		
Earnings from Generation Based Incentive	589.32	432.55
Others	6.99	168.75
Total	596.31	601.30
Total Revenue from operations	6,597.56	4,245.73
Note 21 Other Income		
(a) Interest Income from financial assets measured at ammortized cost	169.26	247.91
(b) Net gain on financial assets measured at ammortized cost	2.86	9.97
(c) Other non-operating income		
Net gain on financial assets measured at fair value through profit or loss	-	164.96
Others	163.41	
	335.53	422.84
Note 22 Employee benefit expenses		
(a) Salaries and bonus	236.26	272.31
(b) Contribution to provident and other funds	5.96	4.96
(c) Staff Welfare Expenses	3.68	2.53
(d) Less: Allocated / transfered to Capital Account,etc.	(221.42)	(213.86)
	24.48	65.94

(e) Defined Benefit Plan

The Company has three post employment benefit plans for its eligible employees, provident and pension fund with the State administered fund and unfunded benefits in the form of gratuity and leave encashment.

Gratuity

The Company operates a gratuity plan wherein the eligible employees are entitled to the benefit equivalent to 15 days salary last drawn for each completed year of service. Such benefit is payable on retirement or on termination of service, whichever is earlier. Provision of gratuity liability in the books of accounts of the company is made on the basis of actuarial valuation.

Leave Benefit

Privilege leave balances can be accumulated by eligible employees upto a maximum of 180 days and can be encashed at the time of separation. Liability for leave encashment is provided for based on actuarial valuation carried out annually at the year end.



Note 22 (Cont.) : EMPLOYEE BENEFITS

(f) The results of the actuarial study for the obligation for employee benefits as computed by the actuary are shown below:

	As on March 31, 2017		As on March 31, 2016	
	Gratuity	Leave Encashment	Gratuity	Leave Encashment
Actuarial study analysis				
Principal actuarial assumptions				
Discount rate	7.16%	7.16%	7.90%	7.90%
Range of compensation increase	5%	5%	5%	5%
<i>Attrition rate per thousand:</i>				
upto 40 years	4.2	4.2	4.2	4.2
40 years and above	Nil	Nil	Nil	Nil
Weighted average duration of the defined benefit plan (in years)	11.52	10.27	12.29	11.34
Components of statement of income statement charge				
Current service cost	1.25	0.39	0.99	0.31
Interest cost	0.23	0.25	0.13	0.14
Recognition of past service cost	-	-	-	-
Settlement/curtailment/termination loss	-	-	-	-
Total charged to statement of profit or loss	1.48	0.64	1.12	0.45
Movements in net liability/(asset)				
Net liability at the beginning of the year	2.83	3.24	1.64	1.73
Employer contributions	-	(0.13)	-	-
Total expense recognised in the consolidated statement of profit or loss	1.48	0.64	1.12	0.45
Total amount recognised in OCI	0.07	0.03	0.07	1.06
Net liability at the end of the year	4.38	3.78	2.83	3.24
Reconciliation of benefit obligations				
Obligation at start of the year	2.83	3.24	1.64	1.73
Current service cost	1.25	0.39	0.99	0.31
Interest cost	0.23	0.25	0.13	0.14
Benefits paid directly by the Company	-	(0.13)	-	-
Extra payments or expenses/(income)	-	-	-	-
Obligation of past service cost	-	-	-	-
Actuarial loss	0.07	0.03	0.07	1.06
Defined benefits obligations at the end of the year	4.38	3.78	2.83	3.24
Re-measurements of defined benefit plans				
Actuarial gain/(loss) due to changes in financial assumptions	0.25	0.18	0.01	0.01
Actuarial gain/(loss) on account of experience adjustments	(0.18)	(0.15)	0.06	1.05
Total actuarial gain/(loss) recognised in OCI	0.07	0.03	0.07	1.06

(g) Risk exposure

Credit Risk: If the scheme is insured and fully funded on PUC basis there is a credit risk to the extent the insurer(s)is/ are unable to discharge their obligations including failure to discharge in timely manner.

Pay-as-you-go Risk: For unfunded schemes financial planning could be difficult as the benefits payable will directly affect the revenue and this could be widely fluctuating from year to year. Moreover there may be an opportunity cost of better investment returns affecting adversely the cost of the scheme.

Discount Rate risk: The Company is exposed to the risk of fall in discount rate. A fall in discount rate will eventually increase in the ultimate cost of providing the above benefit thereby increasing the value of the liability.

Liquidity Risk: This risk arises from the short term asset and liability cash-flow mismatch thereby causing the company being unable to pay the benefits as they fall due in the short term. Such a situation could be the result of holding large illiquid assets disregarding the results of cash-flow projections and cash outgo inflow mismatch. (Or it could be due to Insufficient assets/cash).



Note 22 (Cont.) : EMPLOYEE BENEFITS

Future Salary Increase Risk: The Scheme cost is very sensitive to the assumed future salary escalation rates for all final salary defined benefit Schemes. If actual future salary escalations are higher than that assumed in the valuation actual Scheme cost and hence the value of the liability will be higher than that estimated.

Demographic Risk: In the valuation of the liability certain demographic (mortality and attrition rates) assumptions are made. The Company is exposed to this risk to the extent of actual experience eventually being worse compared to the assumptions thereby causing an increase in the scheme cost.

Regulatory Risk: Gratuity Benefit must comply with the requirements of the Payment of Gratuity Act, 1972 (as amended up-to-date). There is a risk of change in the regulations requiring higher gratuity payments (e.g. raising the present ceiling of Rs.10,00,000, raising accrual rate from 15/26 etc.)

Future salary increase assumed has three basic components, namely, increase due to price inflation, increase due to increase in future living standard (periodic wage re-negotiation) and increase due to career progress by way of promotion as more skill is acquired.

(h) Sensitivity analysis of significant assumptions

The following table present a sensitivity analysis to one of the relevant actuarial assumption, holding other assumptions constant, showing how the defined benefit obligation would have been affected by changes in the relevant actuarial assumptions that were reasonably possible at the reporting date.

	As on March 31, 2017		As on March 31, 2016	
	Gratuity	Leave Encashment	Gratuity	Leave Encashment
Discount rate				
+1.00% discount rate	4.05	3.54	2.62	3.03
- 1.00% discount rate	4.78	4.09	3.08	3.51
Salary escalation				
+ 1.00% salary escalation	4.78	4.09	3.09	3.51
- 1.00% salary escalation	4.04	3.54	2.61	3.02
Withdrawal rate				
+ 50% withdrawal rate	4.38	3.80	2.83	3.26
- 50% withdrawal rate	4.37	3.78	2.83	3.23
Mortality rate				
+ 10.00% mortality rate	4.38	3.79	2.83	3.25
- 10.00% mortality rate	4.37	3.79	2.83	3.24

(i) The expected maturity analysis of undiscounted Defined Benefit obligation is as below:

	1st year	2 to 5 years	6 to 10 years	More than 10 years
As on March 31, 2017				
Gratuity	0.03	3.22	0.08	7.77
Leave Encashment	0.04	3.02	0.06	5.71
As on March 31, 2016				
Gratuity	0.02	2.43	0.06	5.64
Leave Encashment	0.04	2.99	0.06	5.72
As on March 31, 2015				
Gratuity	0.01	1.59	0.03	3.00
Leave Encashment	0.02	1.53	0.04	4.19

(j) Details of plan assets

The scheme is unfunded.

(k) Defined contribution plan

Provident and Pension Fund

The State administered Provident and Pension Fund is a defined contribution scheme, whereby the Company deposits an amount determined as a fixed percentage of basic pay to the fund every month. The expenses recognised during the reporting period towards defined contribution plan is Rs. 4.19 Lakh (Previous year - Rs. 3.90 Lacs).



Surya Vidyut Limited

Registered Office:CESC House,Chowringhee Square,Kolkata-700001

CIN: U40108WB2010PLC150712; E-mail: corp.ho@rp-sg.in

Significant accounting policies and notes to the accounts

(Rupees in lakhs, except share and per share data, unless otherwise stated)

Particulars	2016-17	2015-16
Note 23 Finance Costs		
(a) Interest Expense	4,063.50	1,755.53
(b) Other borrowing costs	484.80	508.45
(c) Net Loss In Foreign Exchange Translation	273.60	-
Less: Allocated / transferred to Capital Account,etc.	<u>(432.59)</u>	<u>(74.23)</u>
	<u>4,389.31</u>	<u>2,189.75</u>

(c) Amount allocated/transferred to capital account includes Interest Expense of Rs.427.63 Lakh (Previous year - Rs. 65.29 Lakh) and Other Borrowing Costs of Rs. 4.69 Lacs (Previous year - Rs 8.94 Lakh).

(d) The average capitalization rate used to determine the amount of Interest Expense allocated / transferred to Capital Account to be capitalized is 9.96% (Previous year - 10.25%).

Note 24 Other Expenses

Repairs		
- Plant & Machinery	235.02	152.52
Rent	3.12	2.91
Insurance	44.74	20.61
Professional & Legal charges	113.94	69.42
Travelling & Conveyance	22.87	20.77
Expenditure towards Corporate Social Responsibility Activity	55.00	8.02
Auditor's Remuneration		
- Statutory Audit Fee	1.25	1.25
- Tax Audit Fee	0.60	0.60
- Other Services	0.13	0.25
- Reimbursement of expenses	0.30	0.31
Loss on Disposal/ Sale of Assets	-	16.30
Registration & Filing fees	119.57	54.22
License fees	172.50	-
Rates & Taxes	3.63	0.28
Miscellaneous Office Expense	63.92	43.55
Less: Allocated / transferred to Capital Account,etc.	<u>(53.58)</u>	<u>(37.94)</u>
	<u>783.01</u>	<u>353.07</u>

Amount allocated/transferred to capital account includes Registration & Filing fees of Rs. NIL (Previous year - Rs. 6.02 Lakh), Professional & Legal charges of Rs. 44.93 Lakh (Previous year - Rs. 24.10 Lakh), Miscellaneous Office Expenses of Rs. 1.98 Lakh (Previous year - Rs. 2.17 Lakh) and Travelling & Conveyance of Rs. 6.67 Lakh (Previous year - Rs. 5.65 Lakh).

Note 25 Other Comprehensive Income

Items that will not be reclassified to profit or loss

(i) Remeasurements of the defined benefit plans	<u>(0.10)</u>	<u>(1.13)</u>
	<u>(0.10)</u>	<u>(1.13)</u>

Note 26 Earnings per share (EPS)

Face value of equity shares	INR	10.00	10.00
Weighted average number of equity shares outstanding	Nos.	134,235,800	89,359,088
Profit/ (loss) for the year (continuing operations)	INR in Cr.	324.47	492.28
Weighted average earnings per share (basic and diluted)	INR	0.24	0.55



Surya Vidyut Limited

Registered Office:CESC House,Chowringhee Square,Kolkata-700001

CIN: U40108WB2010PLC150712; E-mail: corp.ho@rp-sg.in

Significant accounting policies and notes to the accounts

(Rupees in lakhs, except share and per share data, unless otherwise stated)

Note 27 : Income tax expense

a) i) Income tax recognised In profit or loss

	March 31, 2017	March 31, 2016
Current tax expense		
Current year	-	179.25
Adjustment for prior periods	-	-
Deferred tax expense		
Origination and reversal of temporary differences	(826.50)	250.81
Increase in tax rate	-	34.15
Total income tax expense	(826.50)	464.21

ii) Income tax recognised In OCI

	March 31, 2017	March 31, 2016
Remeasurements of defined benefit plans	(0.03)	(0.35)
Total income tax expense relating to OCI Items	(0.03)	(0.35)

b) Reconciliation of tax expense and accounting profit

	March 31, 2017	March 31, 2016
Accounting profit before tax from continuing operations	(502.03)	956.49
Accounting profit before tax from discontinued operations	-	-
Accounting profit before tax	(502.03)	956.49
Tax using the Company's domestic tax rate	20.3889%	20.3889%
Computed tax expenses	-	195.02
Income not considered for tax purpose	(4.23)	(68.80)
Expense not considered for tax purpose	1,075.26	420.85
Unused tax losses/ depreciation	(1,897.53)	(83.74)
Other temporary differences	-	0.88
Income tax expense charged to the statement of profit and loss	(826.50)	464.21
Income tax reported In the statement of profit and loss	(826.50)	464.21
Income tax attributed to discontinued operations	-	-
Total	(826.50)	464.21

c) Deferred tax assets

Deferred tax assets relates to the following:

	March 31, 2017	March 31, 2016	April 01, 2015
Property, Plant and Equipment (Land)	29.71	25.48	20.20
Unused tax losses/ depreciation	2,083.30	64.11	18.33
Provisions	2.82	1.77	0.16
Other items giving rise to temporary differences	-	-	0.88
Total deferred tax asset	2,115.83	91.36	39.57
Set off of deferred tax liability pursuant to set-off provisions	(2,086.12)	(65.88)	(19.37)
Net deferred tax asset	29.71	25.48	20.20

d) Deferred tax liabilities

Deferred tax Liability relates to the following:

	March 31, 2017	March 31, 2016	April 01, 2015
Property, Plant and Equipment (Other than Land)	2,006.78	854.94	457.43
Intangible Asset	79.34	33.24	14.36
Provision	-	-	-
Other items giving rise to temporary differences	-	-	79.99
Total deferred tax asset	2,086.12	888.18	551.78
Set off of deferred tax liability pursuant to set-off provisions	(2,086.12)	(65.88)	(19.37)
Net deferred tax liability	-	822.30	532.41



Note 27 (e): Movement in deferred tax balances

For the year ended 31 March 2017

Particulars	Opening balance	Amount (charged)/ credited in profit and loss	Amount (charged)/ credited in OCI	Closing balance	Deferred tax asset	Deferred tax liability
Property, Plant and Equipment (Land)	25.48	4.23	-	29.71	29.71	-
Property, Plant and Equipment (Other than Land)	(854.94)	(1,151.84)	-	(2,006.78)	-	2,006.78
Intangible Asset	(33.24)	(46.10)	-	(79.34)	-	79.34
Unused tax losses/ depreciation	142.90	1,897.53	-	2,040.43	2,040.43	-
Provisions - Items covered under Section 43B of the Income Tax Act, 1961	1.77	1.02	0.03	2.82	2.82	-
Financial Liabilities at amortized cost	(129.79)	26.97	-	(102.82)	-	102.82
Financial Assets at amortized cost	-	-	-	-	-	-
Financial Assets at Fair value through Profit and Loss	51.00	94.69	-	145.69	145.69	-
Other items giving rise to temporary differences	-	-	-	-	-	-
Tax assets/(liabilities) before set off	(796.82)	826.50	0.03	29.71	2,218.65	2,188.94
Set off tax	-	-	-	-	(2,188.94)	(2,188.94)
Net tax assets/ (liabilities)	(796.82)	826.50	0.03	29.71	29.71	-

For the year ended 31 March 2016

Particulars	Opening balance	Amount (charged)/ credited in profit and loss	Amount (charged)/ credited in OCI	Closing balance	Deferred tax asset	Deferred tax liability
Property, Plant and Equipment (Land)	20.20	5.28	-	25.48	25.48	-
Property, Plant and Equipment (Other than Land)	(457.43)	(397.51)	-	(854.94)	-	854.94
Intangible Asset	(14.36)	(18.88)	-	(33.24)	-	33.24
Unused tax losses/ depreciation	59.16	83.74	-	142.90	142.90	-
Provisions - Items covered under Section 43B of the Income Tax Act, 1961	0.16	1.26	0.35	1.77	1.77	-
Financial Liabilities at amortized cost	(142.16)	12.37	-	(129.79)	-	129.79
Financial Assets at amortized cost	(79.99)	79.99	-	-	-	-
Financial Assets at Fair value through Profit and Loss	101.33	(50.33)	-	51.00	51.00	-
Other items giving rise to temporary differences	0.88	(0.88)	-	-	-	-
Tax assets/(liabilities) before set off	(512.21)	(284.96)	0.35	(796.82)	221.15	1,017.97
Set off tax	-	-	-	-	(195.67)	(195.67)
Net tax assets/ (liabilities)	(512.21)	(284.96)	0.35	(796.82)	25.48	822.30



Surya Vidyut Limited

Registered Office:CESC House,Chowringhee Square,Kolkata-700001

CIN: U40108WB2010PLC150712; E-mail: corp.ho@rp-sg.in

Significant accounting policies and notes to the accounts

(Rupees in lakhs, except share and per share data, unless otherwise stated)

Note 28 Assets Pledged as Security

The carrying amounts of assets pledged as security for current and non-current borrowings are:

Particulars	Note	As on March 31, 2017	As on March 31, 2016	As on April 1, 2015
Current				
Trade Receivables	7	2,569.13	1,994.27	850.72
Cash and cash equivalents	8	2,025.55	6,020.49	3,267.39
Bank Balances other than Cash and Cash Equivalents	9	596.93	1,588.86	269.38
Total current assets pledged as security		5,191.61	9,603.62	4,387.49
Non-Current				
Freehold land	4	326.24	-	-
Leasehold land	4	254.38	169.24	169.24
Buildings and structures	4	27.87	4.21	4.21
Plant and equipment	4	82,523.80	27,887.60	27,890.38
Furniture and fixtures	4	0.15	0.15	0.15
Office equipment	4	4.41	2.03	2.03
Capital work-In-progress	4	3,829.71	13,903.29	-
Other Intangible Assets	5	3,157.54	1,025.39	1,025.39
Intangible Assets under development	5	3.57	710.53	-
Total non-currents assets pledged as security		90,127.67	43,702.44	29,091.40
Total assets pledged as security		95,319.28	53,306.06	33,478.89

Note 29 Capital Commitment

Capital expenditure contracted for at the end of the reporting period but not recognised as liabilities is as follows

	As on March 31, 2017	As on March 31, 2016	As on April 1, 2015
Property, plant and equipment	2,140.05	6,139.77	-
Intangible assets	220.00	103.03	-
Total Capital Commitment	2,360.05	6,242.79	-



Surya Vidyut Limited**Registered Office:CESC House,Chowringhee Square,Kolkata-700001****CIN: U40108WB2010PLC150712; E-mail: corp.ho@rp-sg.in****Significant accounting policies and notes to the accounts****(Rupees in lakhs, except share and per share data, unless otherwise stated)****Note 30 : Transition to Ind AS**

These are the Company's first financial statements prepared in accordance with IND AS.

The accounting policies set out in note 1 have been applied in preparing the financial statements for the year ended 31 March 2017, the comparative information presented in these financial statements for the year ended 31 March 2016 and in the preparation of an opening Ind AS balance sheet, the Company has adjusted the amounts reported previously in financial statements prepared in accordance with the accounting standards notified under Companies (Accounting Standards) Rules, 2006 (as amended) and other relevant provisions of the Act (previous GAAP or Indian GAAP). An explanation of how the transition from previous GAAP to IND AS has affected the Company's financial position, financial performance and cash flows is set out in the following tables and notes.

A. Exceptions:

A.1) Estimates exception: Upon an assessment of the estimates made under Indian GAAP, the Company has concluded that there was no necessity to revise such estimates under Ind AS, except where estimates were required by Ind AS and not required by Indian GAAP.

A.2) The Company has classified and measured financial assets/liabilities in accordance with Ind AS 109 on the basis of the facts and circumstances that exist at the date of transition to Ind AS.

B. Exemptions:

Ind AS 101 allows first time adopters certain exemptions from the retrospective application of certain requirements under Ind AS. The Company has applied the following exemptions:

B.1) The Company has elected to apply the deemed cost option available under Para D7AA of Ind AS 101 i.e. all items of property, plant and equipment, finance leases and intangible assets have been recognised in the financial statements as at the date of transition to Ind AS at the carrying value measured as per previous GAAP.

B.2) Appendix C to Ind AS 17 requires an entity to assess whether a contract or arrangement contains a lease. In accordance with Ind AS 17, this assessment should be carried out at the inception of the contract or arrangement. Ind AS 101 provides an option to make this assessment on the basis of facts and circumstances existing at the date of transition to Ind AS, except where the effect is expected to be not material. The Company has elected to apply this exemption for such contracts/arrangements.

C. Reconciliations:**C.1: Reconciliation of equity as at date of transition (April 1, 2015)**

	<u>Notes to first time adoption</u>	<u>Previous GAAP</u>	<u>Adjustment</u>	<u>IND AS</u>
ASSETS :				
Non-current Assets				
Property, Plant & Equipment		26,538.03	-	26,538.03
Capital work-In-progress		-	-	-
Intangible Assets under development		-	-	-
Other Intangible Assets		972.27	-	972.27
Financial assets				
(ii) Others		0.65	-	0.65
Deferred tax asset	D.2	-	20.20	20.20
Current Assets				
Financial Assets				
(i) Trade receivables		850.72	-	850.72
(II) Cash & cash equivalents		3,267.39	-	3,267.39
(iii) Bank Balance other than (ii) above		269.38	-	269.38
(iv) Others	D.1	1,652.34	(312.32)	1,340.02
Current Tax Assets (Net)		63.55	-	63.55
Other current Assets		43.12	-	43.12
TOTAL ASSETS		33,657.45	(292.12)	33,365.33



Surya Vidyut Limited

Registered Office:CESC House,Chowringhee Square,Kolkata-700001

CIN: U40108WB2010PLC150712; E-mail: corp.ho@rp-sg.in

Significant accounting policies and notes to the accounts

	Notes to first time adoption	Previous GAAP	Adjustment	IND AS
<u>EQUITY AND LIABILITIES:</u>				
Equity				
Equity Share capital		8,923.58	-	8,923.58
Other Equity				
(i) Retained Earnings	D.1 - D.4	434.29	104.07	538.36
(ii) Other Reserves		-	1.13	1.13
Liabilities				
Non-current Liabilities :				
Financial Liabilities				
(i) Borrowings	D.4	19,673.95	(375.04)	19,298.91
Provisions		3.34	-	3.34
Deferred tax liabilities	D.2	491.59	40.82	532.41
Current Liabilities				
Financial Liabilities				
(i) Trade Payables		3.57	-	3.57
(ii) Other financial liabilities	D.4	4,109.75	(63.10)	4,046.65
Other current liabilities		17.35	-	17.35
Provisions		0.03	-	0.03
TOTAL EQUITY AND LIABILITIES		33,657.45	(292.12)	33,365.33

C.2: Reconciliation of equity as at March 31, 2016

	Notes to first time adoption	Previous GAAP	Adjustment	IND AS
<u>ASSETS :</u>				
Non-current Assets				
Property, Plant & Equipment		25,465.65	-	25,465.65
Capital work-in-progress	D.4	14,130.45	(227.16)	13,903.29
Intangible Assets under development		710.53	-	710.53
Other Intangible Assets		945.03	-	945.03
Financial assets		-	-	-
(i) Others		0.71	-	0.71
Deferred tax asset	D.2	-	25.48	25.48
Current Assets				
Financial Assets				
(i) Trade receivables		1,994.27	-	1,994.27
(ii) Cash & cash equivalents		6,020.49	-	6,020.49
(iii) Bank Balance other than (ii) above		1,588.86	-	1,588.86
(iv) Others	D.1	2,588.32	(147.37)	2,440.96
Current Tax Assets (Net)		49.52	-	49.52
Other current Assets	D.4	39.40	49.32	88.72
TOTAL ASSETS		53,533.23	(299.73)	53,233.51



Surya Vidyut Limited

Registered Office:CESC House,Chowringhee Square,Kolkata-700001

CIN: U40108WB2010PLC150712; E-mail: corp.ho@rp-sg.in

Significant accounting policies and notes to the accounts

	Notes to first time adoption	Previous GAAP	Adjustment	IND AS
EQUITY AND LIABILITIES:				
Equity				
Equity Share capital		13,423.58	-	13,423.58
Other Equity				
(i) Retained Earnings	D.1 - D.4	882.31	148.33	1,030.64
(ii) Other Reserves	D.3	-	0.35	0.35
Liabilities				
Non-current Liabilities :				
Financial Liabilities				
(i) Borrowings	D.4	31,717.58	(449.26)	31,268.32
Provisions		6.03	-	6.03
Deferred tax liabilities	D.2	743.50	78.80	822.30
Current Liabilities				
Financial Liabilities				
(i) Trade Payables		41.96	-	41.96
(ii) Other financial liabilities	D.4	6,597.35	(77.95)	6,519.41
Other current liabilities		120.88	-	120.88
Provisions		0.04	-	0.04
TOTAL EQUITY AND LIABILITIES		53,533.23	(299.73)	53,233.51

C.3: Reconciliation of total comprehensive income for the year ended March 31, 2016

	Notes to first time adoption	Previous GAAP	Adjustment	IND AS
Revenue From operations		4,245.73	-	4,245.73
Other Income	D.1	257.88	164.96	422.84
Total Income		4,503.61	164.96	4,668.57
EXPENSES				
Employee benefit expense	D.3	67.07	(1.13)	65.94
Finance costs	D.4	2,126.65	63.10	2,189.75
Depreciation and amortization expense		1,103.32	-	1,103.32
Other expenses		327.39	25.68	353.07
Total expenses		3,624.43	87.65	3,712.08
Profit(loss) before exceptional items and tax		879.18	77.31	956.49
Exceptional items		-	-	-
Profit(loss) before tax		879.18	77.31	956.49
Tax Expenses				
1)Current Tax		179.25	-	179.25
2)Deferred Tax	D.2	251.91	33.05	284.96
Profit (Loss) for the period from continuing operations		448.02	44.26	492.28
Profit (Loss) from discontinued operations		-	-	-
Tax expense of discontinued operations		-	-	-
Profit/(loss) from discontinued operations (after tax)		-	-	-
Profit/(loss) for the period		448.02	44.26	492.28
Other Comprehensive Income	D.2, D.3	-	(0.78)	(0.78)
Total Comprehensive Income		448.02	43.48	491.50



Surya Vidyut Limited

Registered Office:CESC House,Chowringhee Square,Kolkata-700001

CIN: U40108WB2010PLC150712; E-mail: corp.ho@rp-sg.in

Significant accounting policies and notes to the accounts

C.4: Reconciliation of total equity as at April 1, 2015 and March 31, 2016

	Notes to first time adoption	As on March 31, 2016 INR In Lakhs	As on April 1, 2015 INR In Lakhs
Total Equity as per IGAAP (Equity + Reserves)		14,305.89	9,357.87
Transition adjustment		103.53	
Gain on fair valuation of financial assets	D.1	164.96	(312.32)
Borrowings - transaction cost adjustment	D.4 (a)	(63.10)	438.14
Remeasurements of the net defined benefit plans	D.3	1.13	(1.67)
Share Issue Expense - Transaction cost adjustment	D.4 (b)	(25.68)	-
Total Impact on retained earnings		180.84	124.15
Retained earnings chargeable to tax		77.31	124.15
Deferred tax impact	D.2	(38.33)	(40.28)
Deferred tax impact (land)	D.2	5.28	20.20
Retained earning after deferred tax impact		147.79	104.07
Net movement in equity		147.79	104.07
Remeasurements of the net defined benefit plans	D.3	0.54	1.67
Deferred tax impact (Remeasurements of the net defined benefit plans)	D.2	0.35	(0.54)
Total Equity as per Ind AS		14,454.57	9,463.07

C.5: Reconciliation of total comprehensive income March 31, 2016

	Notes to first time adoption	As on March 31, 2016 INR In Lakhs
Profit after tax as per previous GAAP		448.02
<u>Transition adjustment</u>		
Gain on fair valuation of financial assets	D.1	164.96
Borrowings - transaction cost adjustment	D.4	(63.10)
Remeasurements of the net defined benefit plans	D.3	1.13
Share Issue Expense - Transaction cost adjustment	D.4 (b)	(25.68)
Tax effects of adjustments	D.2	(33.05)
Profit/(loss) for the period		492.28
Other Comprehensive Income (net of taxes)	D.2, D.3	(0.78)
Total Comprehensive Income as per IND AS		491.50

C.6: Reconciliation of Statement of Cash Flows for the year ended March 31, 2016

	Previous GAAP	Adjustment	IND AS
Cash flow from operating activities	2,522.08	(1,319.48)	1,202.60
Cash flow from investing activities	(12,311.27)	159.37	(12,151.90)
Cash flow from financing activities	13,929.56	(227.16)	13,702.40
Net Increase/(decrease) in cash and cash equivalents	4,140.37	(1,387.27)	2,753.10
Cash and cash equivalents at the beginning of the period	3,536.77	(269.38)	3,267.39
Cash and cash equivalents at the end of the period	7,677.14	(1,656.65)	6,020.49



Surya Vidyut Limited

Registered Office:CESC House,Chowringhee Square,Kolkata-700001

CIN: U40108WB2010PLC150712; E-mail: corp.ho@rp-sg.in

Significant accounting policies and notes to the accounts

D. Notes to first time adoption:

D.1: Principal Swap not designated as hedging instrument

Under the previous GAAP, the Company applied the requirements of *Accounting Standard 11 The effects of changes in foreign exchange rates* to account for principal swap entered for hedging foreign exchange risk related to recognised borrowings wherein the underlying borrowing and the swap were restated at the closing spot exchange rate.

Under IND AS, derivatives which are not designated as hedging instruments are measured at fair value with the resulting changes being recognised as profit or loss for the year.

D.2: Deferred tax

Under the previous GAAP, the Company recognised deferred tax using the Income statement approach i.e. the tax effect of timing differences between accounting Income and taxable income for the period. Under Ind AS, the Company has recognised deferred taxes using the balance sheet approach i.e. reflecting the temporary differences between the carrying amounts of assets and liabilities used for financial reporting purposes and the amount used for taxation purposes.

Also, deferred tax have been recognised on the adjustments made on transition to IND AS.

D.3: Remasurements of post-employment benefit obligations

Under IND AS, remasurements i.e., actuarial gains and losses, excluding amounts included in the net interest expense on the net defined benefit liability are recognised in other comprehensive income instead of profit or loss. Under the previous GAAP, the Company recorded these remasurements as a part of the profit and loss for the year.

D.4: Transaction cost

D.4 (a): Transaction cost towards borrowings

IND AS 109 requires transaction costs incurred towards origination of borrowings to be deducted from the carrying amount of borrowings on initial recognition. These cost are recognised in the profit or loss over the tenure of the borrowing as part of interest expense by applying the effective interest rate method.

D.4 (b): Share Issue Expenses

IND AS 109 requires transaction costs incurred towards issue of share expenses to be adjusted with equity.

The transaction cost incurred for which equity instruments have not been issued during the year are deferred on the Balance Sheet until such equity instrument is recognised. Further, the amount of transaction cost adjusted with equity, being in the nature of permanent difference, is not subjected to any impact for deferred tax.

E. Standards issued but not yet effective:

The standard issued but not yet effective upto the date of issuance of the financial statements is disclosed below:

In March 2017, the Ministry of Corporate Affairs Issued the Companies (Indian Accounting Standards) (Amendments) Rules, 2017, notifying amendments to Ind AS 7, 'Statement of cash flows' The amendments are applicable to the Company from April 1, 2017.



Note 31 : Financial instruments

a) The carrying value and fair value of financial instruments by categories as at March 31, 2017, March 31, 2016 and April 1, 2015 is as follows:

	As on March 31, 2017			As on March 31, 2016			As on April 1, 2015		
	Amortized cost	FVTOCI	FVTPL	Amortized cost	FVTOCI	FVTPL	Amortized cost	FVTOCI	FVTPL
Financial assets									
Security Deposits	69.76			69.64			0.83		
Trade Receivables	2,569.13			1,994.27			850.72		
Cash And Cash Equivalents	2,025.55			6,020.49			3,267.39		
Bank Balances other than Cash and Cash Equivalents	596.93			1,588.86			269.38		
Interest accrued on Bank Deposits	70.02			82.47			28.40		
Insurance claim receivable	-			224.05			-		
Receivables towards claims	106.41			185.23			90.78		
Derivative Asset			1,184.91			1,880.28			1,220.66
Total Financial Assets	5,437.80	-	1,184.91	10,165.01	-	1,880.28	4,507.50	-	1,220.66
Financial Liabilities									
Borrowings : Financial Liabilities	59,720.96			32,748.70			20,791.02		
Trade Payables	78.67			41.96			3.57		
Liabilities On Capital Account	6,328.76			4,544.98			2,214.57		
Other Payables (incl. Book Overdraft)	1,800.10			494.06			339.97		
Total Financial liabilities	67,928.49	-	-	37,829.70	-	-	23,349.13	-	-

b) Fair value hierarchy

The table shown below analyses financial instruments carried at fair value, by valuation method. The different levels have been defined below:

- Level 1: quoted prices (unadjusted) in active markets for identical assets or liabilities
- Level 2: inputs other than quoted prices included within Level 1 that are observable for the asset or liability, either directly (i.e., as prices) or indirectly (i.e., derived from prices)
- Level 3: inputs for the asset or liability that are not based on observable market data (unobservable inputs)

Financial assets and liabilities measured at fair value as at 31 March 2017	Level 1	Level 2	Level 3	Total
Financial assets				
Financial Assets at FVPL		1,184.91		1,184.91
Derivative Assets				
Total financial assets		1,184.91		1,184.91
Financial liabilities				
Total financial liabilities				



Financial assets and liabilities measured at amortised cost for which fair value are disclosed as at 31 March 2017	Level 1	Level 2	Level 3	Total
Financial assets				
Total financial assets	-			-
Financial liabilities				
Borrowings : Financial Liabilities			59,720.96	59,720.96
Total financial liabilities	-		59,720.96	59,720.96

Financial assets and liabilities measured at fair value as at 31 March 2016	Level 1	Level 2	Level 3	Total
Financial assets				
Financial Assets at FVPL		1,880.28		1,880.28
Derivative Assets				
Total financial assets	-	1,880.28		1,880.28
Financial liabilities				
Total financial liabilities	-			-

Financial assets and liabilities measured at amortised cost for which fair value are disclosed as at 31 March 2016	Level 1	Level 2	Level 3	Total
Financial assets				
Total financial assets	-			-
Financial liabilities				
Borrowings : Financial Liabilities			32,748.70	32,748.70
Total financial liabilities	-		32,748.70	32,748.70



Financial assets and liabilities measured at fair value as at 1 April 2015	Level 1	Level 2	Level 3	Total
Financial assets				
Financial Assets at FVPL				
Derivative Assets		1,220.66		1,220.66
Total financial assets	-	1,220.66	-	1,220.66
Financial liabilities				
Total financial liabilities	-	-	-	-

Financial assets and liabilities measured at amortised cost for which fair value are disclosed as at 1 April 2015	Level 1	Level 2	Level 3	Total
Financial assets				
Total financial assets	-	-	-	-
Financial liabilities				
Borrowings : Financial Liabilities			20,791.02	20,791.02
Total financial liabilities	-	-	20,791.02	20,791.02

c) Fair value of financial assets and liabilities measured at amortised cost

	As on March 31, 2017		As on March 31, 2016		As on April 1, 2015	
	Carrying amount	Fair value	Carrying amount	Fair value	Carrying amount	Fair value
Financial assets						
Total financial assets	-	-	-	-	-	-
Financial liabilities						
Borrowings : Financial Liabilities	59,720.96	59,720.96	32,748.70	32,748.70	20,791.02	20,791.02
Total financial liabilities	59,720.96	59,720.96	32,748.70	32,748.70	20,791.02	20,791.02

The carrying amounts of trade receivables, security deposit, trade payables, capital creditors, other payables and cash and cash equivalents are considered to be the same as their face values, due to their short term nature.

The fair values of non current borrowings are same as the carrying amount as there is no difference in the assumptions considered. They are classified as Level 3 fair value in the fair value hierarchy due to the use of unobservable inputs.

d) Valuation techniques

The following method and assumption is used to estimate the fair value

- the fair value of forward foreign exchange contract / principal swap is determined using forward exchange rates at balance sheet date. The MTM value of the derivative asset is provided by the Bank with whom the hedge agreement has been executed.

Changes in level 2 and level 3 fair values are analysed at each reporting period



Surya Vidyut Limited

Registered Office:CESC House,Chowringhee Square,Kolkata-700001

CIN: U40108WB2010PLC150712; E-mail: corp.ho@rp-sg.in

Significant accounting policies and notes to the accounts

(Rupees in lakhs, except share and per share data, unless otherwise stated)

Note 32 : FINANCIAL RISK MANAGEMENT OBJECTIVE AND POLICIES

The Company's principal financial liabilities comprise loans and borrowings in foreign as well as domestic currency, trade payables and other payables. The main purpose of these financial liabilities is to finance the Company's expansion plans and operations. The Company's principal financial assets include trade and other receivables, and cash and short-term deposits that derive directly from its operations. The Company also enters into derivative contracts to hedge the repayment of the foreign currency borrowing. Derivatives are used exclusively for hedging purpose and not as trading or speculative instrument.

The Company is exposed to the following risks from its use of financial instruments:

- Credit risk
- Liquidity risk
- Interest rate risk

The Company's Board of Directors has overall responsibility for the establishment and oversight of the Company's risk management framework. This note presents information about the risks associated with its financial instruments, the Company's objectives, policies and processes for measuring and managing risk, and the Company's management of capital.

A. Credit Risk

The Company is exposed to credit risk as a result of the risk of counterparties defaulting on their obligations. The Company's exposure to credit risk primarily relates to trade and other receivable and cash and cash equivalents. The Company monitors and limits its exposure to credit risk on a continuous basis. The Company's credit risk associated with trade receivable is primarily related to the outstanding realization of power sale invoices raised on the respective procurer. To manage this, the Company periodically reviews the financial reliability of its debtors, taking into account the financial condition, current economic trends and analysis of historical bad debts and ageing of accounts receivables.

Trade receivables

Trade receivables represent the most significant exposure to credit risk.

Cash and cash equivalents

Cash and cash equivalents comprise cash in hand and deposits which are readily convertible to cash. These are subject to insignificant risk of change in value or credit risk.

The carrying amount of financial assets represents the maximum credit exposure. The maximum exposure to credit risk at the reporting date was:

	As on March 31, 2017	As on March 31, 2016	As on April 1, 2015
Trade Receivables	2,569.13	1,994.27	850.72
Receivables towards claims	106.41	185.23	90.78
Cash and cash equivalents	2,025.55	6,020.49	3,267.39
Bank Balances other than Cash and Cash Equivalents	596.93	1,588.86	269.38

Since the Company has all of its customers in India, geographically there is no concentration of credit risk. Accordingly, disclosures pertaining to exposure to credit risk for trade receivables are not required.

Impairment losses

Expected credit loss for trade receivables are computed under simplified approach. Since, historically, there has not been any instances of default and that all the trade receivables are from Government undertakings, the Company's Board of Directors has opted not to consider any impairment loss on its trade and other receivables.

Ageing analysis

	As on March 31, 2017	As on March 31, 2016
Upto 3 months	2,104.63	1,056.05
3-6 months	464.50	628.72
More than 6 months	-	309.50

No significant changes in estimation techniques or assumptions were made during the reporting period

B. Liquidity risk

The Company is exposed to liquidity risk related to its ability to fund its obligations as they become due. The Company monitors and manages its liquidity risk to ensure access to sufficient funds to meet operational and financial requirements. The Company has access to credit facilities and debt capital markets and monitors cash balances daily. In relation to the Company's liquidity risk, the Company's policy is to ensure, as far as possible, that it will always have sufficient liquidity to meet its liabilities when due, under both normal and stressed conditions as they fall due while minimizing finance costs, without incurring unacceptable losses or risking damage to the Company's reputation.



Surya Vidyut Limited

Registered Office:CESC House,Chowringhee Square,Kolkata-700001

CIN: U40108WB2010PLC150712; E-mail: corp.ho@rp-sg.in

Significant accounting policies and notes to the accounts

(Rupees In lakhs, except share and per share data, unless otherwise stated)

Note 32 : FINANCIAL RISK MANAGEMENT OBJECTIVE AND POLICIES

Financing arrangements

The Company has access to following undrawn borrowing facilities at the end of the reporting period:

	As on March 31, 2017	As on March 31, 2016	As on April 1, 2015
Floating rate			
Expiring within one year (Bank Term Loans)	11,756.05	5,350.00	1,624.00
Expiring within one year (Working Capital Loan)	2,000.00	-	-

Maturities of financial liabilities

The contractual undiscounted cash flows of financial liabilities are as follows:

As at 31 March 2017	Less than 1 year	1-5 years	beyond 5 years	Total
Borrowings	2,822.57	19,485.08	38,128.12	60,435.77
Trade payables	78.67	-	-	78.67
Other financial liabilities	8,128.86	-	-	8,128.86
As at 31 March 2016	Less than 1 year	1-5 years	beyond 5 years	Total
Borrowings	1,558.32	14,070.54	17,647.04	33,275.90
Trade payables	41.96	-	-	41.96
Other financial liabilities	5,039.04	-	-	5,039.04
As at 31 March 2015	Less than 1 year	1-5 years	beyond 5 years	Total
Borrowings	1,555.21	6,727.94	12,946.01	21,229.16
Trade payables	3.57	-	-	3.57
Other financial liabilities	2,554.54	-	-	2,554.54

C. Market risk

C.1: Foreign Currency Risk

The Company has an outstanding foreign currency loan of Rs.11,350.90 Lakh (Previous year: Rs. 11,350.90 Lakh) as disclosed in Note 15. The Company has entered into derivative transaction to fully hedge the principal repayment of the said loan. The Company is exposed to foreign currency risk in respect of the interest charged on the said foreign currency loan. Rs. 89.88 Lakh (Previous Year: Rs. 92.63 Lakh) representing Interest payable in US Dollar has not been hedged.

b) Sensitivity analysis

Profit or loss estimate to higher/lower interest rate expense from borrowings as a result of changes in interest rates.

	Impact on profit after tax		Impact on other components of	
	As on March 31, 2017	As on March 31, 2016	As on March 31, 2017	As on March 31, 2016
USD exchange rate - increase by 100 basis points	(67.70)	(29.50)	-	-
USD exchange rate - decrease by 100 basis points	67.70	29.50	-	-

C.2: Interest rate risk

The exposure of the Company's borrowings to interest rate changes at the end of the reporting period are as follows:

a) Interest rate risk exposure

	As on March 31, 2017	As on March 31, 2016	As on April 1, 2015
Variable rate borrowings	60,435.77	33,275.90	21,229.16

Profit or loss estimate to higher/lower interest rate expense from borrowings as a result of changes in interest rates.

	Impact on profit after tax		Impact on other components of	
	2016-17	2015-16	2016-17	2015-16
Interest rates - Increase by 100 basis points	(385.52)	(98.19)	-	-
Interest rates - decrease by 100 basis points	385.52	98.19	-	-



Surya Vidyut Limited

Registered Office:CESC House,Chowringhee Square,Kolkata-700001

CIN: U40108WB2010PLC150712; E-mail: corp.ho@rp-sg.in

Significant accounting policies and notes to the accounts

(Rupees in lakhs, except share and per share data, unless otherwise stated)

Note 33: CAPITAL MANAGEMENT

a) The Company's main objectives when managing capital are to:

- safeguard its ability to continue as a going concern;
- ensure compliance with covenants related to its credit facilities ; and
- to maintain an efficient mix of debt and equity funding thus achieving an optimal capital structure and cost of capital.

The Board of Directors has the primary responsibility to maintain a strong capital base and reduce the cost of capital through prudent management of deployed funds and leveraging opportunities in the financial markets so as to maintain and sustain future development of the business.

For the purpose of Company's capital management, capital includes issued capital and all other equity reserves. The Company manages its capital structure in light of changes in the economic and regulatory environment and the requirements of the financial covenants.

The Company monitors capital on the basis of the following Long Term Debt Equity ratio as computed below to ensure that the same is within 2.33:

	As on March 31, 2017	As on March 31, 2016	As on April 1, 2015
Long term Borrowings	60,435.77	33,275.90	21,229.16
Net debt	60,435.77	33,275.90	21,229.16
Total equity	26,545.97	14,454.57	9,463.07
Net debt to equity ratio	2.28	2.30	2.24

During the reporting period, the Company has complied with the covenants as mentioned/agreed upon in the terms of the major borrowing facilities availed by the Company.



irya Vidyut Limited

Registered Office: CESC House, Chowringhee Square, Kolkata-700001

CIN: U40108WB2010PLC150712; E-mail: corp.ho@rp-sg.in

Significant accounting policies and notes to the accounts

(Amounts in lakhs, except share and per share data, unless otherwise stated)

Annexure 34 : Related party transaction

Parent entities

Name	Type	Place of Incorporation	Ownership Interest		
			March 31, 2017	March 31, 2016	April 01, 2015
CESC Limited	Immediate and ultimate parent entity	INDIA	70%	70%	100%

Key managerial personnel compensation

Particulars	March 31, 2017	March 31, 2016
- short-term employee benefits	29.90	51.99
- post-employment benefits	4.50	7.99
	<u>34.41</u>	<u>59.98</u>

Transactions with related parties

Particulars	Nature of transaction	Amount of transaction		Balance (Dr. / (Cr,))		
		2016-17	2015-16	March 31, 2017	March 31, 2016	April 01, 2015
Parent						
- CESC Limited	Allotment of Equity Shares	-	500.00	-	-	-
- CESC Limited	Share Application Money pending allotment	4,127.00	-	4,127.00	-	-
- CESC Limited	Expenses Recoverable/(Payable)	(37.60)	(78.71)	(37.60)	(78.71)	(15.37)
Key Management Personnel						
Mr. Sujoy Kumar Ghosh	Remuneration	34.41	59.98	-	-	-
Other related parties - Fellow Subsidiary						
- Haldia Limited	Allotment of Equity Shares	-	4,000.00	-	-	-
- Haldia Limited	Share Application Money pending allotment	7,640.00	-	7,640.00	-	-
- CESC Infrastructure Limited	Expenses Recoverable/(Payable)	(59.64)	(67.06)	(59.64)	(67.06)	(22.66)
- CESC Projects Limited	Fellow Subsidiary	(14.75)	(2.36)	(14.75)	(2.36)	-
- Crescent Power Limited	Fellow Subsidiary	20.13	94.88	20.13	94.88	0.04
Other related parties - Common Control						
- Integrated Coal Mining Limited	Expenses Recoverable/(Payable)	50.93	40.12	50.93	40.12	56.06



Surya Vidyut Limited

Registered Office: CESC House, Chowringhee Square, Kolkata-700001

CIN: U40108WB2010PLC150712, E-mail: corp.ho@rp-sg.in

NOTE 35:

Expenditure in foreign currency:

Particulars	2016-17	2015-16
Finance Cost (Rs. in Lakh)	584.35	570.87

NOTE 36:

The benefit of intangible assets and leasehold improvement is expected to accrue to the company over a period of twenty five years.

NOTE 37:

Particulars in respect of Capacity, production, sales:

Licensed capacity: Not Applicable

Installed capacity: 146 MW

Actual production

	2016-17 (MU)	2015-16 (MU)
Power generated during the year	129.48	81.01
Units sent out during the year (net of line loss)	123.91	78.07

NOTE 38:

Based on the "management approach" as defined by Ind AS 108, the Chief Operating Decision Maker (CODM) evaluated the Company's performance and allocates resources based on an analysis of various performance Indicators.

The Company is engaged in a single business segment of power generation from renewable sources and does not operate in any other reportable segments. All activities are in India and hence there is no geographical segment.

Revenue of approximately INR 1100.56 Lakh (Previous year - INR 1042.40 Lakh), Rs. 2652.96 lakh (Previous year - INR 1882.45 Lakh) and Rs. 1565.80 lakh (Previous year – NIL) are derived from three separate external customers and are attributed to the single business segment of the Company.

NOTE 39:

There are no Micro, Small and Medium Enterprises, as required to be disclosed under the "Micro, Small and Medium Enterprise Development Act, 2006" ("the Act") as has been identified on the basis of information available with the Company.

NOTE 40:

Pursuant to Notification No. G.S.R. 308(E), dated 30th March 2017 issued by MINISTRY OF CORPORATE AFFAIRS, details of Specified Bank Notes (SBN) held and transacted during the period 08/11/2016 to 30/12/2016 as provided in the Table below:

Particulars	SBNs	Other denomination notes	Total
Closing cash in hand as on 08.11.2016	-	0.00	0.00
(+) Permitted receipts	-	0.40	0.40
(-) Permitted payments	-	(0.30)	(0.30)
(-) Amount deposited in Banks	-	-	-
Closing cash in hand as on 30.12.2016	-	0.10	0.10

NOTE 41:

The Company has reclassified previous year's figures to conform to this year's classification along with other regrouping / rearrangement wherever necessary.

For Batliboi, Purohit & Darbari
Firm Registration Number:303086E
Chartered Accountants



CA P.J. Bhide
Partner
Membership.No. 004714

Kolkata, 17 May, 2017



For and on behalf of the Board of Directors



Director

Chief Financial Officer



Director



Company Secretary